

# PRODUCT CATALOGUE

- **Stainless Steel Wire Rope and Hardware**
- **Modular Stainless Steel Handrails and Balustrading Systems**
- **Marine and Architectural Stainless Steel Wire Rope rigging**



Unit 8/525 Lytton Rd  
Morningside  
QLD 4170

PH: 07 3899 1766  
FAX: 07 3399 2887  
[www.austwire.com.au](http://www.austwire.com.au)



## About Our Company:

ASWR is a family business which has been a leader in Stainless Steel wire rope and accessories since 1992. Starting out as a garage operation and steadily growing since then, we are now a major importer and distributor of all of the products listed in this catalogue and owner of the AUSTWIRE brand of custom made stainless steel hardware.

We take pride in providing our customers with the best quality products, services and advice at the lowest possible prices.

## Services Provided:

As well as supplying top quality products, our factory is fully equipped to manufacture Wire Rope or Chain products to suit most purposes.

### Ferrule Swaging:

Our 18 – 300 Tonne Hydraulic Presses allow for the swaging of Ferrules of wire from 1mm up to 22mm

### Hex Swaging:

Our 18 – 300 Tonne Hydraulic Presses allow for Hexagonal swaging of Terminal fittings for wire rope from 2.5mm up to 16mm

### Roll Swaging:

Our Twin Ram and Portable Roll Swagers allow for Roll Swaging of Terminal fittings for wire rope from 2.5mm up to 28mm

## Balustrading:

A major part of our business is the manufacture and supply of Balustrading systems for Trade and the Public. We have a wide range of products to suit every customer from budget D.I.Y. systems to stylish Factory made kits.

Information about our high quality stainless steel balustrading systems can be found at the back of this catalogue.



This catalogue has been produced and designed by the staff at Australian Stainless Wire Rope.

It is designed to provide detailed product specifications and to assist in product selection and ordering. Although accurate at the time of printing, information contained in this catalogue is subject to change without notice.

If you require further information or assistance about any of the products listed herein, please contact our experienced staff by any of the contact details listed at the bottom of this page.

#### Definitions:

**AISI304** – 304 Grade Stainless Steel

**AISI316** – 316 Grade Stainless Steel

**MWL** – Maximum Working Load (kg).  $MWL = 0.25 \times B/S$

**B/S** – Minimum Breaking Strain (kg)


**Load Capacity** – Weight of Load to be Strapped down

All Measurements are given in Millimetres unless otherwise specified.


### TABLE OF CONTENTS

2	AUSTRALIAN STAINLESS WIRE ROPE
3	ABOUT THIS CATALOGUE
4	PRODUCT INDEX
10	STAINLESS STEEL MAINTENANCE
11	BALUSTRADING SYSTEMS
12	WIRE ROPE
16	FERRULES
18	THIMBLES
19	SYNTHETIC ROPE
20	STAINLESS STEEL HANDRAIL FITTINGS - ROUND
27	STAINLESS STEEL HANDRAIL FITTINGS - SQUARE
28	STAINLESS STEEL FIXINGS
29	STAINLESS STEEL HARDWARE
41	GALVANISED HARDWARE
44	CHAIN
45	SPECIALISED TOOLS
47	LOCATION


Wire Rope




Wire Rope




Wire Rope



Ferrules



Ferrules



Thimbles



Synthetic Rope


Page 18



Page 19



Page 19



Page 19



Page 19



Page 1



Stainless Steel Handrail Fittings

Page 20



Page 20



Page 20



Page 20



Page 20



Page 20



Stainless Steel Handrail Fittings

Page 21



Page 21



Page 21



Page 21



Page 22



Page 22



Stainless Steel Handrail Fittings

Page 22



Page 22



Page 22



Page 23



Page 23



Page 23



Stainless Steel Handrail Fittings

Page 23



Page 23



Page 23



Page 24



Page 24



Page 24



Stainless Steel Handrail Fittings

Page 24



Page 24



Page 24



Page 25



Page 25



Page 25





### Stainless Steel Handrail Fittings

Page 25



Page 25



Page 25



Page 25



Page 26



Page 26



### Stainless Steel Handrail Fittings

Page 26



Page 26



Page 26



Page 26



Page 26



Page 22



### Stainless Steel Fixings - (Page 27)



### Stainless Steel Fixings - (Page 27)



### Stainless Steel Fixings -(Page 27)



### Stainless Steel Hardware

Page 28



Page 28



Page 28



Page 28









Page 29



Page 29



**Stainless Steel Hardware**

Page 29	Page 29	Page 30	Page 30	Page 30	Page 30
					

**Stainless Steel Hardware**

Page 30	Page 30	Page 31	Page 31	Page 31	Page 31
					

**Stainless Steel Hardware**

Page 31	Page 31	Page 32	Page 32	Page 32	Page 32
					

**Stainless Steel Hardware**

Page 32	Page 33	Page 33	Page 33	Page 33	Page 33
					


**Stainless Steel Hardware**

Page 34	Page 34	Page 34	Page 34	Page 34	Page 35
					

**Stainless Steel Hardware**

Page 35	Page 35	Page 35	Page 36	Page 36	Page 36
					

### Stainless Steel Hardware



### Stainless Steel Hardware



### Stainless Steel Hardware



### Galvanised Hardware



### Galvanised Hardware



### Galvanised Hardware





## Chain

Page 43





Page 43



Page 43




Page 43




## Chain


Page 44




Page 44



Page 44



Page 44



# New Product Range Coming Soon

## 316 Stainless Steel Wire Mesh

Mesh features and applications:

- Excellent stretch resistance and tensile strength.
- Various sizes are available.
- Excellent rust-resistance.
- Recyclable and durable.
- Zoo wire mesh.
- Aviary wire mesh.
- Bridge balustrades, large barrier fences;
- Building decoration.



### **Caring For Your Stainless Steel Products**

It is a common belief that stainless steel is 'Maintenance Free' Material. This, however, is not necessarily correct. All Grades of Stainless Steel are susceptible to some form of staining. To prevent staining, period cleaning is required.

"Stainless Steel enjoys a strong and enduring reputation for long term appearance and structural integrity. But, like all materials, stainless steel may become stained or discoloured over time impairing the overall look. This brown discolouration, known as tea staining, has been identified in coastal applications in Australia and overseas.

Factors surrounding team staining have been researched by ASSDA and the information gathered has been supported by experiences around the world."

..... quoted by ASSDA (Australian Stainless Steel Development Association)

### **Environmental Factors**

Tea staining occurs most commonly within approximately five kilometres from the surf and becomes progressively worse closer to the marine source. Other environmental factors such as wind exposure, pollution levels and extreme temperatures can create environments in which tea staining may occur 20 kilometres or more from salt water. These factors also increase corrosion rates of alternate materials.

### **Regular Care**

Washing removes contaminants (such as sea salt) that can cause corrosion and is necessary to avoid tea staining. Rain washing helps in reducing tea staining so design the job to take advantage of the rain but ensure good drainage.

### **For Best Results**

Wash with soap or mild detergent and warm water followed by rinsing with clean cold water. The appearance of the surface can be improved if the surface is wiped dry. The use of stainless steel cleaners and polishes will help maintain the clean, fresh look.



### **Standard Wire Rope Balustrading Systems**


To make choosing and ordering balustrading systems easier, we've put together a set of "Standard Systems". These are the most common product combinations that we get asked to supply. Additional and alternate fittings are listed in the following pages of this catalogue.

The D.I.Y. systems require drilling, cutting, swaging and fitting on site. The specialised tools needed to cut and swage these systems can be hired or purchased from us.

The Factory Made systems are made in our factory to any specified length. The measurement should be taken from post to post. No swaging is required on site. All that is required is drilling and fitting the cables.

Complete, professional installation of any of these systems is also available.

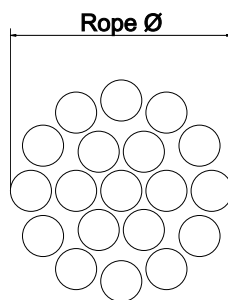
If different systems are required or if you have any questions about our standard systems, please don't hesitate to contact our friendly staff. We have many more balustrading systems available.



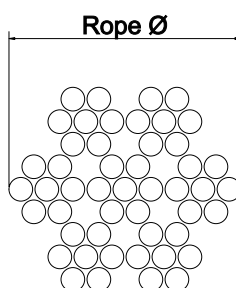


**1x19 CONSTRUCTION SS WIRE ROPE AISI 316**

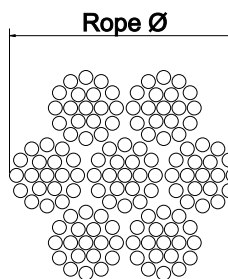
Code	Rope Ø	B/S(kg)	kg/100Mtr
WRS/119/316-010	1.0	81	0.5
WRS/119/316-012	1.2	126	0.81
WRS/119/316-016	1.6	182	1.25
WRS/119/316-020	2.0	323	2.07
WRS/119/316-025	2.5	504	3.18
WRS/119/316-032	3.2	848	5.3
WRS/119/316-040	4.0	1294	7.84
WRS/119/316-050	5.0	2019	12.75
WRS/119/316-060	6.0	2910	18.36
WRS/119/316-064	6.4	3336	20.3
WRS/119/316-080	8.0	5044	32.2
WRS/119/316-010	10.0	7070	50.4

**7X7 CONSTRUCTION SS WIRE ROPE AISI 316**

Code	Rope Ø	B/S(kg)	kg/100Mtr
WRS/77/316-010	1.0	52.5	0.38
WRS/77/316-012	1.2	79.5	0.62
WRS/77/316-016	1.6	124	0.95
WRS/77/316-020	2.0	221	1.7
WRS/77/316-025	2.5	345	2.6
WRS/77/316-032	3.2	710	4.2
WRS/77/316-040	4.0	884	6.72
WRS/77/316-050	5.0	1381	10.52
WRS/77/316-060	6.0	1989	15.1
WRS/77/316-064	6.4	2298	17.5
WRS/77/316-080	8.0	3537	27
WRS/77/316-100	10.0	5517	42.3
WRS/77/316-120	12.0	7948	60.3

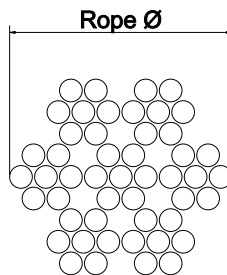
**7x19 CONSTRUCTION SS WIRE ROPE AISI 316**

Code	Rope Ø	B/S(kg)	kg/100Mtr
WRS/719/316-016	1.6	118	0.95
WRS/719/316-020	2.0	204	1.63
WRS/719/316-025	2.5	319	2.59
WRS/719/316-032	3.2	710	4.1
WRS/719/316-040	4.0	817	6.5
WRS/719/316-050	5.0	1276	10.26
WRS/719/316-060	6.0	1837	14.7
WRS/719/316/064	6.4	2122	17.8
WRS/719/316-080	8.0	3263	26.2
WRS/719/316-100	10.0	5106	41
WRS/719/316-120	12.0	7350	59

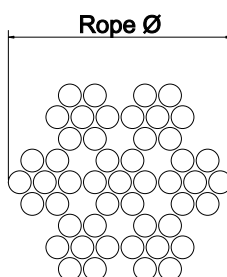


**7x7 GALVANISED WIRE ROPE G1570**

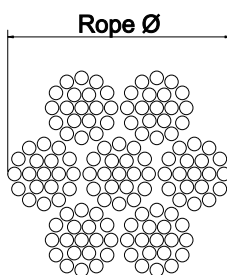
Code	Rope Ø	B/S(kg)	kg/100Mtr
WRG77IWRC-016	1.6	N/A	1.26
WRG77IWRC-020	2.0	225	1.6
WRG77IWRC-025	2.5	367	3
WRG77IWRC-030	3.0	510	3.6
WRG77IWRC-040	4.0	902	6.3
WRG77IWRC-050	5.0	1402	9.9

**7x7 GALVANISED WIRE ROPE G2070**

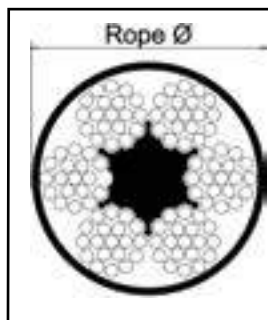
Code	Rope Ø	B/S(kg)	kg/100Mtr
WRG77IWRCIW-050	5.0	1824	9.9
WRG77IWRCIW-060	6.0	2627	14.3
WRG77IWRCIW-070	7.0	3568	19.7
WRG77IWRCIW-080	8.0	4657	25.2
WRG77IWRCIW-090	9.0	5896	32
WRG77IWRCIW-100	10.0	7269	39.9
WRG77IWRCIW-120	12.0	10478	56.7

**7x19 GALVANISED WIRE ROPE G2070**

Code	Rope Ø	B/S(kg)	kg/100Mtr
WRG719IWRC-032	3.2	756	4.2
WRG719IWRC-040	4.0	1099	6.1
WRG719IWRC-050	5.0	1707	9.5
WRG719IWRC-060	6.0	2496	13.7
WRG719IWRC-080	8.0	3943	24.2
WRG719IWRC-100	10.0	6190	38.1
WRG719IWRC-120	12.0	9600	54.8

**PVC Coated and Polyurethane Coated Wire Rope**

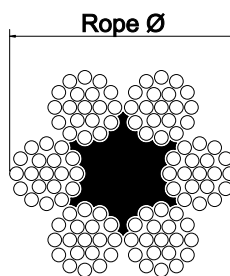
Available in various colours and clear.  
Stainless Steel or Galvanised, 7x7, 7x19x19  
From 1.6mm wire to 10mm wire



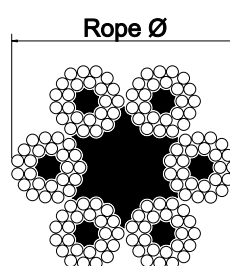


**6x19 FIBRE CORE GALVANISED WIRE ROPE G1570**


Code	Rope Ø	B/S(kg)	kg/100Mtr
WRG619FC-035	3.5	549	4.2
WRG619FC-040	4.0	755	5.5
WRG619FC-050	5.0	1177	8.6
WRG619FC-060	6.0	1726	12.4
WRG619FC-080	8.0	3031	22.1
WRG619FC-100	10.0	4728	34.6

**6X24 FIBRE CORE GALVANISED WIRE ROPE G1570**

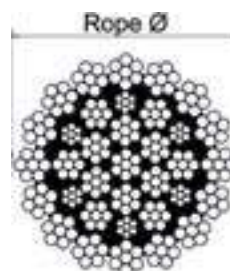
Code	Rope Ø	B/S(kg)	kg/100Mtr
WRG624FC-080	8.0	2766	20.4
WRG624FC-090	9.0	3492	25.8
WRG624FC-100	10.0	4316	31.8
WRG624FC-110	11.0	5218	38.5
WRG624FC-120	12.0	6209	45.8
WRG624FC-130	13.0	7208	53.8
WRG624FC-140	14.0	8456	62.4
WRG624FC-160	16.0	11085	81.5
WRG624FC-180	18.0	14028	103
WRG624FC-200	20.0	17266	17
WRG624FC-220	22.0	20895	154

**18x7 NON ROTATING WIRE ROPE 2070**

Code	Rope Ø	B/S(kg)	kg/100Mtr
WRB187-060	6.0	2370	13.8
WRB187-080	8.0	4210	24.5
WRB187-090	9.0	5340	31
WRB187-100	10.0	6610	38.3
WRB187-110	11.0	7980	46.3
WRB187-120	12.0	9500	55.1
WRB187-130	13.0	11100	64.7
WRB187-140	14.0	13000	75
WRB187-160	16.0	16800	98

**35x7 NON ROTATING WIRE ROPE 2070**

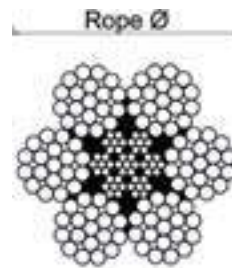
Code	Rope Ø	B/S(kg)	kg/100Mtr
WRB357-120	12.0	10770	66.2
WRB357-130	13.0	12600	77.7
WRB357-140	14.0	14500	90.1
WRB357-160	16.0	19100	117.8
WRB357-180	18.0	24100	149
WRB357-190	19.0	26900	166
WRB357-200	20.0	29700	184



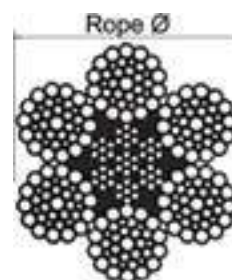


**6x25 STEEL CORE GALVANISED WIRE ROPE G1770**

Code	Rope Ø	B/S(kg)	kg/100Mtr
WRG625IWRC-09	9.0	5110	34.8
WRG625IWRC-10	10.0	6310	43
WRG625IWRC-11	11.0	7630	52
WRG625IWRC-16	16.0	16100	110
WRG625IWRC-18	18.0	20400	138
WRG625IWRC-20	20.0	25200	167
WRG625IWRC-22	22.0	30500	202
WRG625IWRC-26	26.0	42600	283

**6x36 STEEL CORE GALVANISED WIRE ROPE G1770**

Code	Rope Ø	B/S(kg)	kg/100Mtr
WRG636IWRC-12	12.0	90800	60.2
WRG636IWRC-13	13.0	10700	70.7
WRG636IWRC-14	14.0	12400	84.3
WRG636IWRC-16	16.0	16100	110
WRG636IWRC-18	18.0	20400	138
WRG636IWRC-20	20.0	25200	167
WRG636IWRC-22	22.0	30500	202
WRG636IWRC-24	24.0	36300	240.5
WRG636IWRC-26	26.0	42600	282.2
WRG636IWRC-28	28.0	49400	327.3
WRG636IWRC-32	32.0	64600	427.5


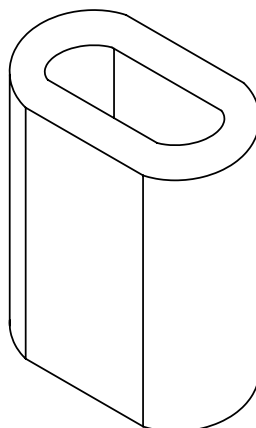


## ALUMINIUM MACHINE SWAGES DIN3093

For use with galvanised wire rope.

Code	Fibre Core Rope Ø	Steel Core Rope Ø
GTA01	0.9 - 1.1	0.5 - 1.0
GTA015	1.2 - 1.6	1.1 - 1.4
GTA02	1.7 - 2.1	1.5 - 1.9
GTA025	2.2 - 2.6	2.0 - 2.4
GTA03	2.7 - 3.2	2.5 - 2.9
GTA035	3.3 - 3.7	3.0 - 3.4
GTA04	3.8 - 4.2	3.5 - 3.8
GTA045	4.3 - 4.7	3.9 - 4.3
GTA05	4.8 - 5.3	4.4 - 4.8
GTA06	5.4 - 6.3	4.9 - 5.8
GTA065	6.4 - 6.8	5.9 - 6.2
GTA07	6.9 - 7.4	6.3 - 6.7
GTA08	7.5 - 8.4	6.8 - 7.7
GTA09	8.5 - 9.5	7.8 - 8.6
GTA10	9.6 - 10.5	8.7 - 9.6
GTA11	10.6 - 11.6	9.7 - 10.5
GTA12	11.7 - 12.6	10.6 - 11.5
GTA13	12.7 - 13.7	11.6 - 12.5
GTA14	13.8 - 14.7	12.6 - 13.4
GTA16	14.8 - 16.8	13.5 - 15.3
GTA18	16.9 - 18.9	15.4 - 17.3
GTA20	19.0 - 21.0	17.4 - 19.2
GTA22	21.1 - 23.1	19.3 - 21.1

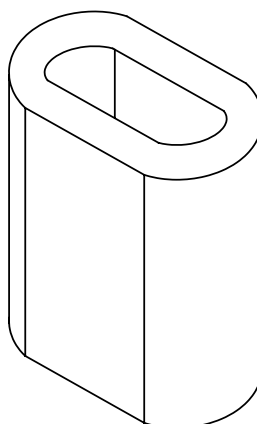
Larger sizes available on request



## COPPER MACHINE SWAGES

For use with Stainless Steel wire rope.

Code	Fibre Core Rope Ø	Steel Core Rope Ø
GTC02	1.5 - 2.0	1.5 - 1.9
GTC025	2.1 - 2.5	2.0 - 2.4
GTC03	2.6 - 3.1	2.5 - 2.8
GTC035	3.2 - 3.6	2.9 - 3.3
GTC04	3.7 - 4.1	3.4 - 3.8
GTC045	4.2 - 4.6	3.9 - 4.2
GTC05	4.7 - 5.1	4.3 - 4.7
GTC06	5.2 - 6.1	4.8 - 5.6
GTC065	6.2 - 6.6	5.7 - 6.1
GTC07	6.7 - 7.1	6.2 - 6.6
GTC08	7.2 - 8.2	6.7 - 7.5
GTC09	8.3 - 9.0	7.6 - 8.2
GTC10	9.1 - 10.1	8.3 - 9.2
GTC11	10.2 - 11.2	9.3 - 10.2
GTC12	11.3 - 12.3	10.3 - 11.2
GTC13	12.4 - 13.4	11.3 - 12.2
GTC14	13.5 - 14.5	12.3 - 13.2
GTC16	14.6 - 16.1	13.3 - 14.7
GTC18	16.2 - 18.2	14.8 - 16.6
GTC20	18.3 - 20.2	16.7 - 18.4
GTC22	20.3 - 22.4	18.4 - 20.4



## ALUMINIUM ROUND SWAGES

For use with Galvanised wire rope.

Code	Fibre Core Rope Ø	Steel Core Rope Ø
GTR03A	2.7 - 3.1	2.5 - 2.8
GTR04A	3.7 - 4.1	3.4 - 3.8
GTR05A	4.7 - 5.1	4.3 - 4.7
GTR06A	5.2 - 6.1	4.8 - 5.6
GTR08A	7.2 - 8.2	6.7 - 7.5
GTR10A	9.1 - 10.1	8.3 - 9.2
GTR12A	11.3 - 12.3	10.3 - 11.2
GTR13A	12.4 - 13.4	11.3 - 12.2
GTR14A	13.5 - 14.5	12.3 - 13.2
GTR16A	14.6 - 16.1	13.3 - 14.7
GTR18A	16.2 - 18.2	14.8 - 16.6

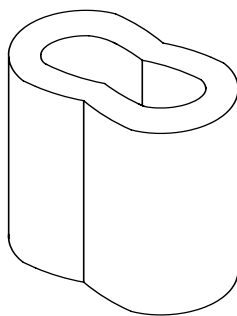


*Our professional staff at the Brisbane factory can swage wire rope up to 22mm using our new 300 tonne press.*

**NICKEL PLATED COPPER HAND SWAGES**

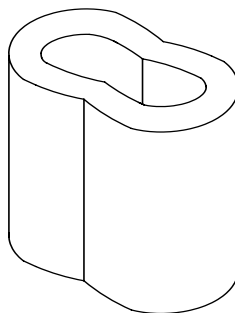
For use with Stainless-Steel-wire-rope.

Code	Wire Ø
CP105NP	1.5
CP120NP	2.0
CP125NP	2.5
CP130NP	3.0
CP140NP	4.0
CP150NP	5.0
CP160NP	6.0
CP164NP	6.4
CP180NP	8.0
CP199NP	10.0

**COPPER HAND SWAGES**

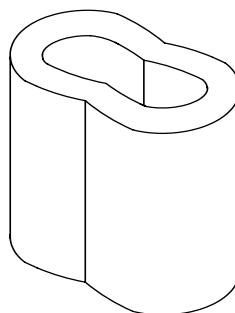
For use with Stainless Steel wire rope.

Code	Wire Ø
CP105	1.5
CP120	2.0
CP125	2.5
CP130	3.0
CP140	4.0
CP150	5.0
CP160	6.0
CP180	8.0
CP199	10.0

**ALUMINIUM HAND SWAGES**

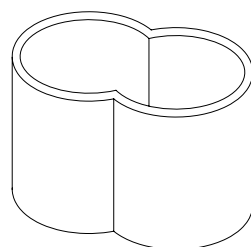
For use with Galvanised wire rope.

Code	Wire Ø
CP105A	1.5
CP125A	2.5
CP130A	3.0
CP135A	3.5
CP140A	4.0
CP150A	5.0
CP160A	6.0
CP180A	8.0

**COPPER SYNTHETIC ROPE SWAGES**

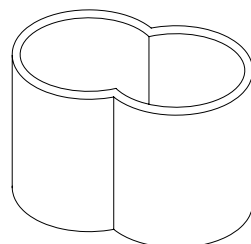
For use with Galvanised wire rope.

Code	Wire Ø
CP160R	6.0
CP180R	8.0
CP199R	10.0
CP114R	14.0

**ZINC PLATED COPPER SYNTHETIC ROPE SWAGES**

For use with Galvanised wire rope.

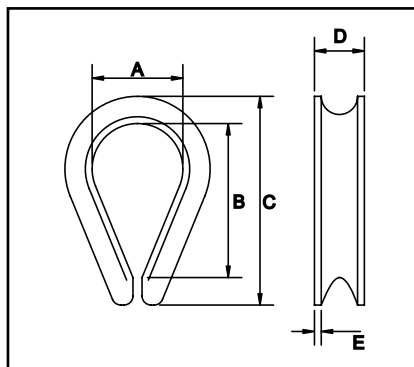
Code	Wire Ø
CP160R	6.0
CP180R	8.0
CP199R	10.0





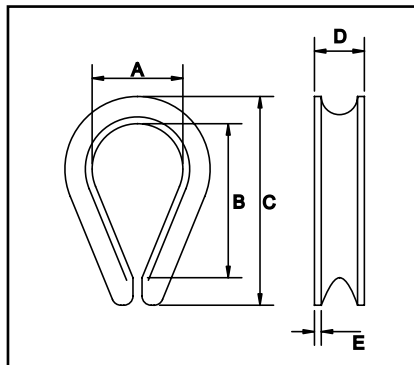
## SS WIRE ROPE THIMBLE AISI 316

Code	Rope Ø	A	B	C	D	E
SS234-02	2	9	15	21	5	1
SS234-02½	2.5	9.5	15.5	22	5	1
SS234-03	3	10	16	23	6	1
SS234-04	4	11	17	27	7	1
SS234-05	5	13	20	31	8	1
SS234-06	6	16	25	39	9.5	1.25
SS234-07	7	18	28	42	10	1.25
SS234-08	8	20	32	50	12	1.5
SS234-10	10	26	40	59	14	1.5
SS234-12	12	28	45	70	17.5	1.75
SS234-14	14	34	56	76	20	2
SS234-16	16	37	62	85	21	2



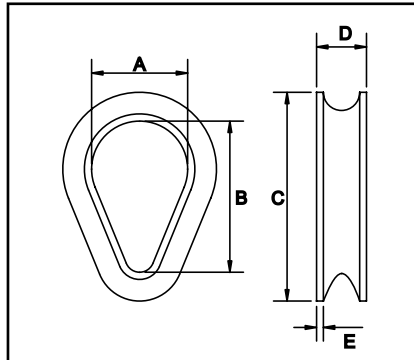
## SS WIRE ROPE THIMBLE Heavy Duty AISI 316

Code	Rope Ø	A	B	C	D	E
SS414-06	6	21.5	40	54	10	1.5
SS414-08	8	26	46.5	62	13	2
SS414-10	10	28	52.5	71	16	2.7
SS414-11	11	31	59	80.5	19	3
SS414-13	13	37	68	91	21	3.5
SS414-14	14	37	68	91.5	21	3.5
SS414-16	16	43.5	80.5	105	25	4



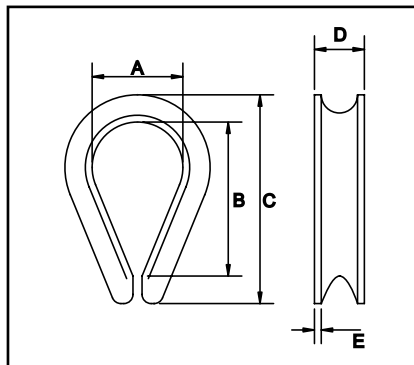
## SS SAILMAKERS THIMBLE AISI 316

Code	Rope Ø	A	B	C	D	E
CP-225	2.5	8	14	20	4.5	0.8
CP-230	3	11	16.5	22.5	5	0.8
CP-240	4	13.5	19	27	7	1
CP-250	5	16	22	32	8	1.5
CP-260	6	18.5	25.5	36	10	1.5
CP-280	8	23	33.5	45	12	1.5



## GALVANISED WIRE ROPE THIMBLE

Code	Rope Ø	A	B	C	D	E
BS464-04	4	13	20	32	7	1
BS464-06	6	18	37	48	10	1
BS464-08	8	22	34	54	13	2
BS464-10	10	24	39	61	15	2
BS464-12	12	31	48	77	20	3
BS464-16	16	41	58	95	22	3
BS464-20	20	51	73	120	28	3
BS464-22	22	54	90	138	35	5
BS464-24	24	65	95	150	35	5



## SUPERMAX ROPE

Code	Weight	Ø
10231	2.5kg / 100m	6mm
10232	4.1kg / 100m	8mm
10232A	5.0kg / 100m	9mm
10233	5.9kg / 100m	10mm
10233A	7.1kg / 100m	11mm
10234	9.5kg / 100m	12mm
10235	13.7kg / 100m	14mm

## The Strongest Fibre Rope in the World

Ultra high molecular weight polyethylene (UHMWPE) fibre braided rope. SuperMax is stronger than wire rope of same diameter, and it weighs 1/8 of wire rope.

Suitable for lifting slings, tow ropes, nets, heaving ropes and tug ropes.



**SPECTRA DOUBLE BRAID ROPE**

Polyester Jacket with Spectra Core  
Available in Blue, Red Green or Black (All with Black Fleck)

Code	Rope Ø	Length
RSP02100	2.0	100.0
RSP03100	3.0	100.0
RSP04100	4.0	100.0
RSP05100	5.0	100.0
RSP06100	6.0	100.0
RSP08100	8.0	100.0
RSP10100	10.0	100.0
RSP12100	12.0	100.0

**POLYESTER DOUBLE BRAID ROPE**

Plaited Rope White with Coloured Fleck  
Available with White, Blue, Red, Green, Black or Yellow Fleck.

Code	Rope Ø	Length
RPDB06100	6.0	100.0
RPDB06200	6.0	200.0
RPDB08100	8.0	100.0
RPDB08200	8.0	200.0
RPDB10100	10.0	100.0
RPDB12100	12.0	100.0
RPDB14100	14.0	100.0
RPDB16080	16.0	80.0

**NYLON ROPE COILS**

3 Strand Laid White Filament

Code	Rope Ø	Length
RN06200C	6.0	200.0
RN08200C	8.0	200.0
RN10200C	10.0	200.0
RN12200C	12.0	200.0
RN12500C	12.0	500.0
RN14200C	14.0	200.0
RN16200C	16.0	200.0
RN18125C	18.0	125.0
RN20125C	20.0	125.0
RN24125C	24.0	125.0

**NYLON ROPE REELS**

3 Strand Laid White Filament

Code	Rope Ø	Length
RN04500R	4.0	500.0
RN06100R	6.0	100.0
RN06300R	6.0	300.0
RN08100R	8.0	100.0
RN10100R	10.0	100.0
RN12100R	12.0	100.0
RN14100R	14.0	100.0
RN16100R	16.0	100.0

**SILVER POLYETHYLENE ROPE COILS**

Code	Rope Ø	Length
RS04330C	4.0	330.0
RS04500C	4.0	500.0
RS06250C	6.0	250.0
RS06330C	6.0	330.0
RS07330C	7.0	330.0
RS08250C	8.0	250.0
RS08330C	8.0	330.0
RS10250C	10.0	250.0
RS10330C	10.0	330.0
RS12250C	12.0	250.0
RS12330C	12.0	330.0
RS14125C	14.0	125.0

Larger sizes (up to 40mm) available on request.

**SILVER POLYETHYLENE ROPE REELS**

Code	Rope Ø	Length
RS04250R	4.0	250.0
RS04500R	4.0	500.0
RS06250R	6.0	250.0
RS08125R	8.0	125.0
RS08200R	8.0	200.0
RS10125R	10.0	125.0
RS12100R	12.0	100.0
RS12125R	12.0	125.0
RS14100R	14.0	100.0
RS16100R	16.0	100.0

**POLYPROPYLENE FILM ROPE COILS**

Available in Blue/Grey or Green

Code	Rope Ø	Length
RPP04500C	4.0	500.0
RPP06330C	6.0	330.0
RPP07220C	7.0	220.0
RPP07330C	7.0	330.0
RPP08220C	8.0	220.0
RPP08330C	8.0	330.0
RPP10330C	10.0	330.0
RPP12330C	12.0	330.0
RPP16125C	16.0	125.0
RPP18125C	18.0	125.0
RPP20125C	20.0	125.0

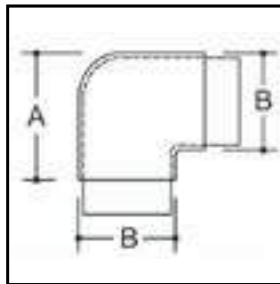
**POLYPROPYLENE FILM ROPE REELS**

Available in Blue/Grey or Green

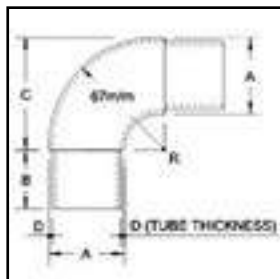
Code	Rope Ø	Length
RPP04300R	4.0	300.0
RPP06250R	6.0	250.0
RPP08200R	8.0	200.0
RPP10125R	10.0	125.0
RPP12080R	12.0	80.0

**FLUSH JOINER 90° ELBOW AISI 316**

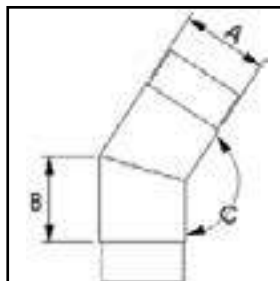
Code	Tube Ø	A	B
AW2002E	50.8	57.2	50.8

**FLUSH JOINER 90° RADIUS ELBOW AISI 316**

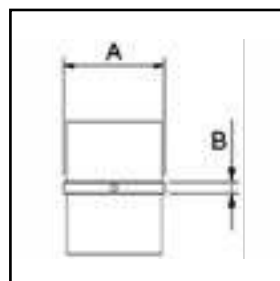
Code	Tube Ø	A	B	C	D
AW2002E-1E	50.8	50.8	24	100	1.6

**FLUSH JOINER 135° AISI 316**

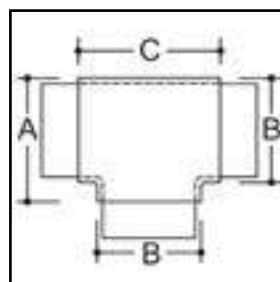
Code	Tube Ø	A	B	C
AW2003E	50.8	50.8	45	135°

**FLUSH JOINER IN LINE AISI 316**

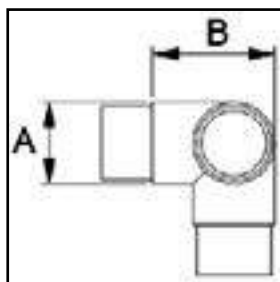
Code	Tube Ø	A	B
AW2004E	50.8	50.8	6

**FLUSH JOINER TEE AISI 316**

Code	Tube Ø	A	B	C
AW2005E	50.8	63.5	50.8	66.7

**FLUSH JOINER 90° TEE AISI 316**

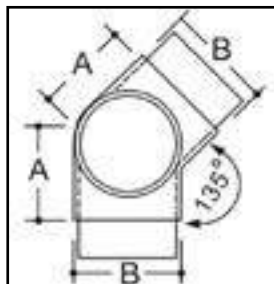
Code	Tube Ø	A	B
AW2006E	50.8	50.8	57.15



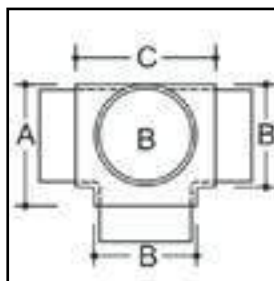


**FLUSH JOINER 135° TEE AISI 316**

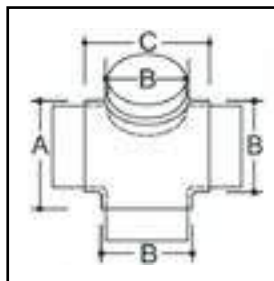
Code	Tube Ø	A	B
AW2007E	50.8	50.8	57.75

**FLUSH JOINER 4-WAY TEE AISI 316**

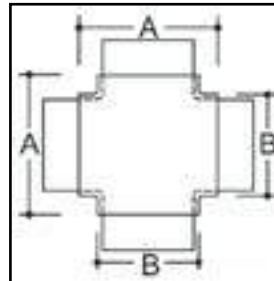
Code	Tube Ø	A	B	C
AW2008E	50.8	63.5	50.8	66.7

**FLUSH JOINER 135° STAR AISI 316**

Code	Tube Ø	A	B	C
AW2009E	50.8	57.1	50.8	66.67

**FLUSH JOINER 4-WAY STAR AISI 316**

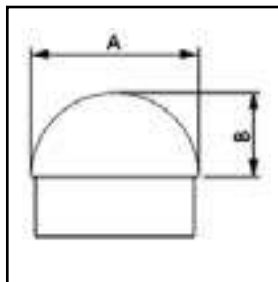
Code	Tube Ø	A	B
AW2010E	50.8	66.7	50.8



**END CAP DOME AISI 316**

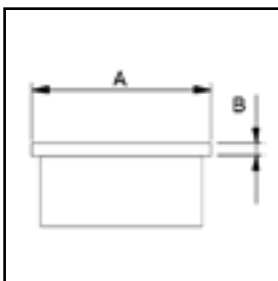
A popular cast true flat end cap, used for handrail ends or freestanding post tops.

Code	Tube Ø	A	B
AW2018A	50.8	50.8	25

**END CAP FLAT AISI 316**

A popular cast true flat end cap, used for handrail ends or freestanding post tops.

Code	Tube Ø	A	B
AW2019A	50.8	50.8	4

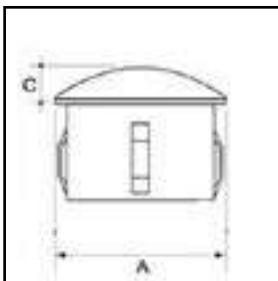
**END CAP LIGHT KNOCK-IN AISI 316**

Attractive self holding, slightly domed end cap.

A soft faced hammer is used to tap these in place.

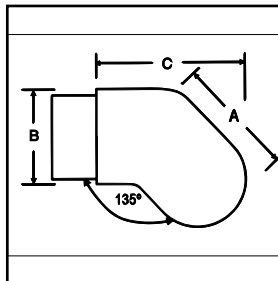
Suitable for handrail ends or freestanding post tops

Code	Tube Ø	A	C
AW2030A	50.8	50.8	9

**HANDRAIL END CAP 45° AISI 316**

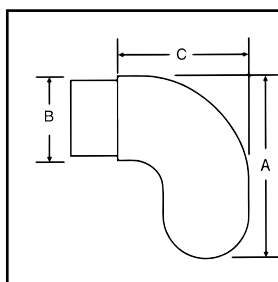
A 45° cast handrail end mainly used for stairway handrail terminations

Code	A	B	C
AW2025A	68.0	50.8	75

**HANDRAIL END CAP 90° AISI 316**

A 90° cast handrail end mainly used for stairway handrail terminations

Code	A	B	C
AW2026A	90.0	50.8	66

**316 STAINLESS STEEL TUBE**

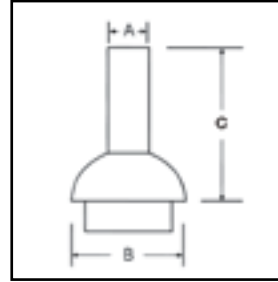
Code	Size	Wall	
TUBE50816	50.8mm	1.6mm	Round - Polished or Satin
TUBE25416	25.4mm	1.6mm	Round - Polished or Satin
	40mm x 40mm	1.6mm	Square - Polished or Satin
	50mm x 50mm	1.6mm	Square - Polished or Satin
Other sizes available on request			



**POST REDUCER DOME AISI 316**

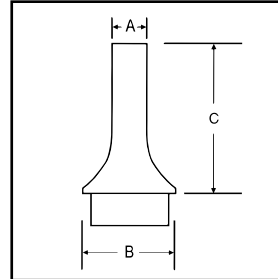
Flush fitting slimline post top reducer for a decorative look.

Code	A	B	C
AW2012A	25.4	50.8	92

**POST REDUCER TAPERED AISI 316**

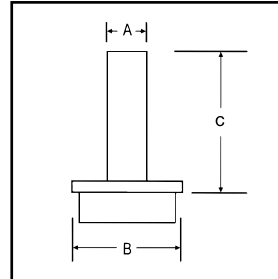
Flush fitting slimline post top reducer for a decorative look.

Code	A	B	C
AW2020A	25.4	50.8	85

**POST REDUCER FLAT AISI 316**

Flush fitting slimline post top reducer for a decorative look.

Code	A	B	C
AW2022A	25.4	50.8	93

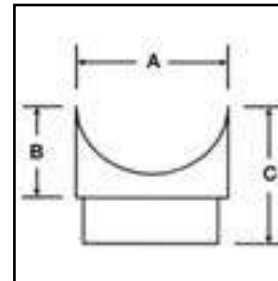
**PERPENDICULAR JOINER FLUSH FITTING AISI 316**

Join posts to a horizontal handrail or join horizontal handrails to vertical posts .

All joiners are radiused to suit the top handrail as below specifications .

Fix joiners to the top handrail with screws or rivets through the underneath internal.

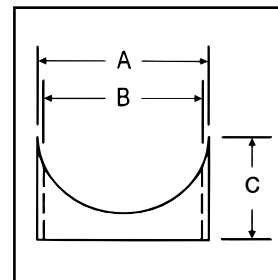
Code	A	B	C
AW2027A	50.8	29	55

**PERPENDICULAR JOINER EXTERNAL CAP AISI 316**

Suitable for joining vertical posts to horizontal handrails.

The external fit negates the need for a true flat tube cut

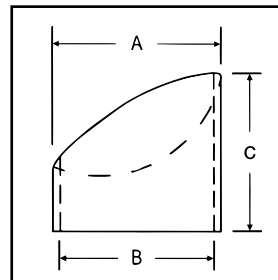
Code	A	B	C
AW20313A	56.0	51.5	38

**PERPENDICULAR JOINER 37° EXTERNAL CAP AISI 316**

Suitable for joining vertical posts to angled stairway handrails.

The external fit negates the need for a true flat tube cut

Code	A	B	C
AW20314A	56.0	51.5	62

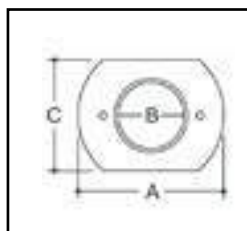




**OBLONG BASE PLATE / FLANGE AISI 316**

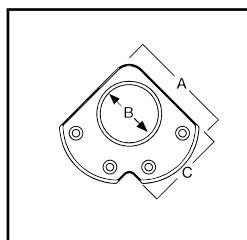
Suitable for fixing handrails in between timber, masonry or steel posts..  
Heavy duty cast 2 hole slab base. Use for floor mounting where space is limited

Code	A	B	C
AW2014A	101.6	50.8	70.5

**CORNER BASE PLATE FLANGE AISI 316**

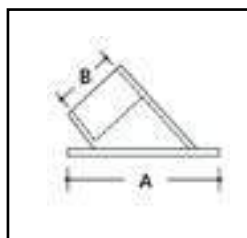
Popular heavy duty cast 4 hole corner base plate  
Suitable for fixing posts to flooring or handrails in corner applications.

Code	A	B	C
AW2014C	101.0	50.8	70

**WALL STOP FLANGE AISI 316**

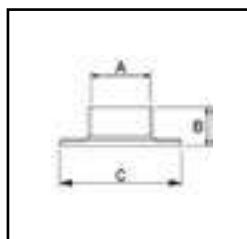
Suitable for fixing handrails down stairways between timber, masonry or steel posts.  
3 hole cast angled flange. Flange can be turned 180° to complete the stairway handrail

Code	A	B	Angle
AW2015A	50.8	114.3	135°

**ROUND BASE PLATE FLANGE AISI 316**

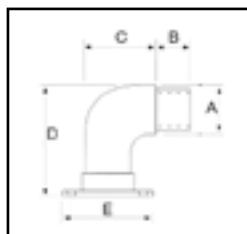
Popular heavy duty cast 3 hole base plate  
Suitable for fixing posts to handrails or handrails to walls or posts.

Code	A	B	C
AW2016A	50.8	34	126

**OUTSIDE WALL FLANGE, Round Base Type 1 AISI 316**

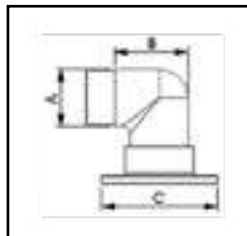
Popular heavy duty cast 3 hole base plate  
Suitable for fixing handrails to walls or posts.

Code	A	B	C	D	E
AW2024A	50.8		57.2		101.6

**OUTSIDE WALL FLANGE, Round Base Type 2 AISI 316**

Popular heavy duty cast 3 hole base plate  
Suitable for fixing handrails to walls or posts.

Code	A	B	C
AW20803A	50.8	64.2	101.6

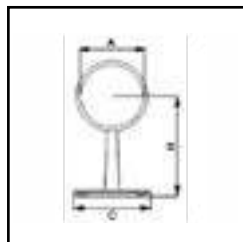


**HANDRAIL SUPPORT TYPE 3 AISI 316**

Concealed base handrail centre support.

Designed to be mounted on top of a nub wall, vertical wall or floor.

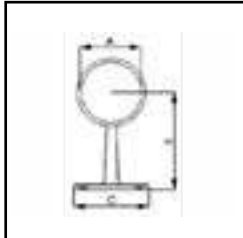
Code	A	H	C
AW20602A	50.8	84	64

**HANDRAIL SUPPORT TYPE 4 AISI 316**

Concealed base handrail end support.

Designed to be mounted on top of a nub wall, vertical wall or floor.

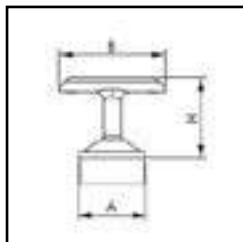
Code	A	H	C
AW20603A	50.8	84	64

**HANDRAIL SUPPORT "Radiused" TYPE 2 AISI 316**

Fixed handrail support.

For fixing posts to handrails.

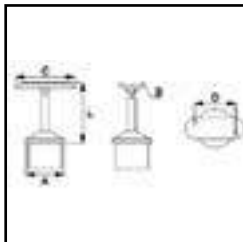
Code	A	B	H
AW20710RA	50.8	80	50

**ADJUSTABLE HANDRAIL SUPPORT Radiused AISI 316**

Fully adjustable handrail support.

For fixing stairway posts to angled radius handrails.


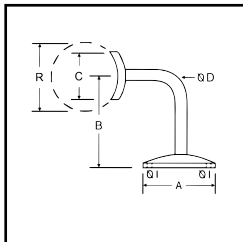
Code	A	B	C	D	L
AW20710RB	50.8	25.4	65	45	66.5

**HANDRAIL SUPPORT Radiused AISI 316**

Three hole handrail support designed for fixing to any type of wall.

Radiused top with countersunk holes. Attached handrail without welding.

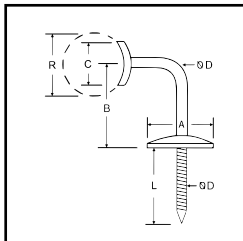
Code	A	B	C	D	I	R
AW2028A	63.0	85	31	12	5.5	50.8

**HANDRAIL SUPPORT W/- Coach Screw Radiused AISI 316**

Coach screw fix handrail support for fixing to timber stud wall

Radiused top with countersunk holes. Attached handrail without welding.

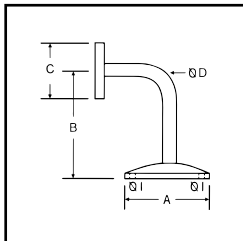
Code	A	B	C	D	I	L	R
AW2028A-S	63.0	85	31	12	5.5	60	50.8

**HANDRAIL SUPPORT Flat Top AISI 316**

Three hole handrail support designed for fixing to any type of wall.

Flat top with countersunk holes. Attached handrail without welding.


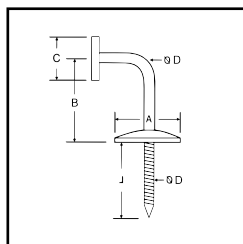
Code	A	B	C	D	I
AW2029A	63.0	85	31	12	5.5



**HANDRAIL SUPPORT W/- Coach Screw Flat Top AISI 316**

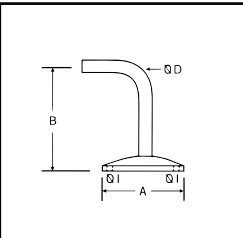
Coach screw fix handrail support for fixing to timber stud wall  
Flat top with countersunk holes. Attached handrail without welding.

Code	A	B	C	D	I	L
AW2029A-S	63.0	85	31	12	5.5	60

**HANDRAIL SUPPORT No Top AISI 316**

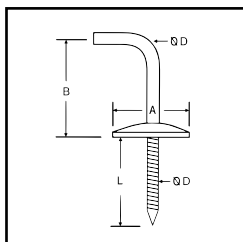
Three hole handrail support designed for fixing to any type of wall.  
Unradiused fitting allows any handrail to be welded or fastened to the bracket.

Code	A	B	D	I
AW2028A-B	63.0	85	12	5.5

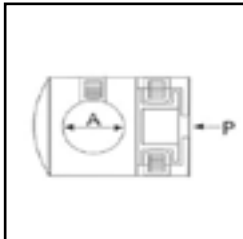
**HANDRAIL SUPPORT W/- Coach Screw No Top AISI 316**

Coach screw fix handrail support for fixing to timber stud wall  
Unradiused fitting allows any handrail to be welded or fastened to the bracket.

Code	A	B	D	L
AW2028A-S-B	63.0	85	12	60

**CROSS SADDLE AISI 316**

Code	A	P
AW0474A	12.7	50.8
AW0574A	15.9	50.8

**GLASS CLIP AISI 316**

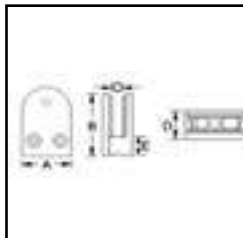
Suitable for 8mm - 12mm glass.  
Gaskets made from EPDM included.

Code	A	B	C	D	E
AW2023A	50.8	13	50.8	5.5	22

**GLASS CLAMP D-Front - Flat Back AISI 316**

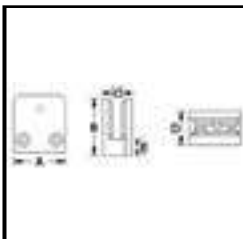
Suitable for 8mm - 12mm glass.  
Gaskets made from EPDM included.

Code	A	B	C	D	E
AW4050D	45.0	63		27	16

**GLASS CLAMP Square Type AISI 316**

Suitable for 8mm - 12mm glass.  
Gaskets made from EPDM included.

Code	A	B	C	D	E
AW4545S	55.0	55		33	16





**A FULL RANGE OF  
40mm and 50mm  
SQUARE TUBE  
AND  
SQUARE HANDRAIL  
FITTINGS**

**COMING TO THIS  
CATALOGUE SOON**

**STOCK AVAILABLE  
NOW**

**CALL FOR PRICING  
AND  
AVAILABILITY**



## PAN PHILLIPS SELF TAPPING SCREW 316

Code	Length	Gauge
AW1326	3/4"	8
AW1321	1"	8
AW1323	1.1/4"	8
AW1322	1.1/2"	8
AW1295	3/4"	10
AW1290	1"	10
AW1291	1.1/2"	10



## PAN SQUARE #2 SELF TAPPING SCREW 304

Code	Length	Gauge
AW90188	1"	8
AW90189	1.1/2"	8
AW90174	1"	10
AW90175	1.1/2"	10



## BUTTON HEAD SOCKET SCREW 316

Code	Length	Gauge
AW38130	10	M5
AW38137	20	M5
AW33841	25	M5
AW31200	20	M6
AW33972	30	M6



## COUNTERSUNK SOCKET SCREW 316

Code	Length	Gauge
AW3247	10	M5
AW3252	20	M5
AW3252	25	M5
AW3261	20	M6
AW3263	30	M6



## HEX SOCKET CAP SCREW 316

Code	Length	Gauge
AW4407	10	M5
AW4410	20	M5
AW30265	10	M6
AW4421	20	M6



## BUGLE BATTEN SCREWS W/NIBS 304

Code	Length	Gauge
AW33827	50	14
AW37876	75	14
AW31164	100	14



## THREADED ROD 316 (304 AVAILABLE)

Code	Length	Gauge
SSTROD6041M	1m	4mm
SSTROD6061M	1m	6mm
SSTROD6081M	1m	8mm
SSTROD6101M or 3M	1m / 3m	10mm
SSTROD6121M or 3M	1m / 3m	12mm
SSTROD6161M or 3M	1m / 3m	16mm
SSTROD6201M or 3M	1m / 3m	20mm



## HEXAGON STANDARD NUTS 316

Code	Gauge
AW3753	M5
AW3755	M6
AW3756	M8
AW3758	M10
AW3759	M12



## HEXAGON NYLOC NUTS 316

Code	Gauge
AW3735	M5
AW3737	M6
AW3738	M8
AW3739	M10
AW3740	M12



## DOME NUTS 316

(One Piece DIN1587)

Code	Gauge
AW30205	M5
AW4867	M6
AW9374	M8
AW9375	M10
AW9376	M12



## SPRING WASHERS 304

Code	Size	O.D.	Thickness
AW3546	M5	9.2	1.2
AW3547	M6	11.8	1.6
AW3548	M8	14.8	2
AW3549	M10	18.1	2.2



## FLAT ROUND WASHERS 304

Code	Size	O.D.	Thickness
AW3627	M5	10	0.8
AW3628	M6	12.5	1.2
AW19882	M6	18	1.6
AW3629	M8	17	1.2
AW3630	M10	21	1.2



## BLIND RIVET NUT

Code	Size	O.D.	Length
BRN06R	M6 (RH)	9	14.5
BRN06L	M6 (LH)	9	14.5



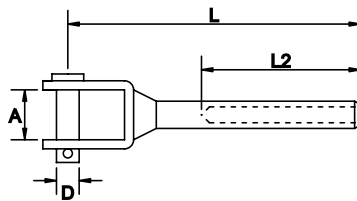
## POP RIVETS

Code	Size	Length
POP54	5/32"	10.3mm
POP64	3/16"	10.9mm

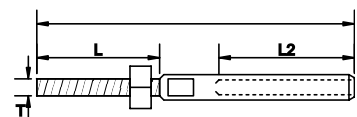


**FORK TERMINAL SWAGE AISI 316**

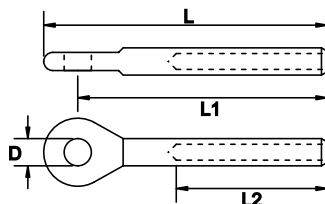
Code	Rope Ø	D	L1	L2	A	MWL
7803-025	2.5	5	55	24	7	175
7803-03	3.2	5	66	32	8.5	313
7803-04	4.0	8	75	45	12	450
7803-05	5.0	9	86	52	13	663
7803-06	6.0	12	107	66	14	1000
7803-08	8.0	14	147	77	16	1813
7803-10	10.0	16	155	93	18	2100

**THREADED TERMINAL SWAGE AISI 316**


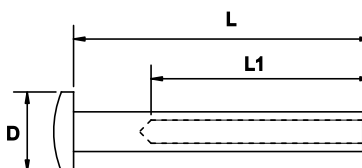
Code	Rope Ø	T	L	L1	L2
7801-0255	2.5	M5	72	40	22
7801-0256	2.5	M6	100	38	46
7801-035	3.2	M5	95	41	37
7801-036	3.2	M6	98	48	37
7801-046	4.0	M6	108	48	49
7801-058	5.0	M8	123	58	52
7801-0610	6.0	M10	163	86	64
7801-0612	6.0	M12	163	80	61
7801-0812	8.0	M12	165	64	71
7801-0816	8.0	M16	225	90	92
7801-1016	10.0	M16	192	80	93
7801-1216	12.0	M16	225	90	92

**EYE TERMINAL SWAGE AISI 316**


Code	Rope Ø	D	L	L1	L2	MWL
7802-025	2.5	5.5	54	48	32	213
7802-032	3.2	6.5	62	55	37	250
7802-04	4.0	8.5	76	66	45	338
7802-05	5.0	10.5	89	77	51	625
7802-06	6.0	13.0	108	93	65	1125
7802-08	8.0	14.5	133	118	83	1675

**BUTTON HEAD TERMINAL SWAGE AISI 316**

Code	Rope Ø	D	L	L1	MWL
7804-025	2.5	9.5	35	22	250
7804-032	3.2	12.5	50	37	475



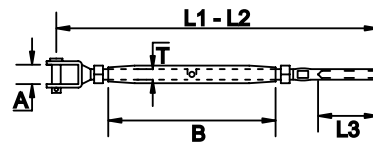
Swage  
Terminals can  
be pressed in  
our factory or  
on site using our  
hire presses.




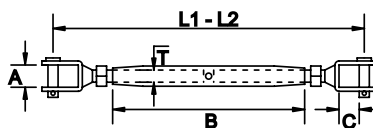


**RIGGING SCREW JAW + SWAGE AISI 316**

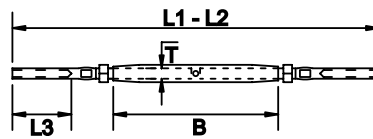
Code	Rope Ø	T	A	B	L1	L2	L3	MWL
312T-525	2.5	M5	8	80	140	206	22	150
312T-532	3.2	M5	8	80	155	221	37	150
312T-632	3.2	M6	9	93	174	253	37	250
312T-804	4.0	M8	10	112	242	337	49	250
312T-105	5.0	M10	12	125	277	389	52	350
312T-126	6.0	M12	15	150	339	459	61	550
312T-168	8.0	M16	20	195	478	618	71	

**RIGGING SCREW JAW + JAW AISI 316**

Code	T	A	B	C	L1	L2	MWL
312J-05	M5	8.0	80	9	124	190	188
312J-06	M6	9.0	93	10	150	230	350
312J-08	M8	10.0	112	10	170	265	550
312J-10	M10	12.0	125	13	198	310	863
312J-12	M12	15.0	150	21	245	365	1250
312J-16	M16	20.0	195	31	345	485	2000

**RIGGING SCREW SWAGE + SWAGE AISI 316**


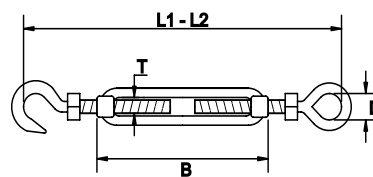
Code	Rope Ø	T	B	L1	L2	L3	MWL
312TT-532	3.2	M5	80	206	272	37	150
312TT-632	3.2	M6	93	235	314	37	250

**TURNBUCKLE AISI 316**

(Insert "H", "E", or "HE" for Hook, Eye or Hook+Eye)

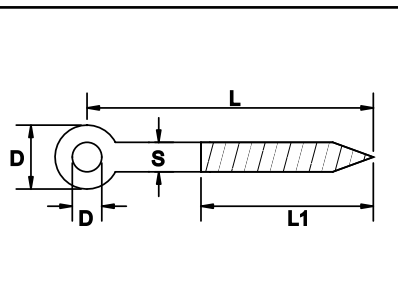
Code	T	L1	L2	D	B	MWL (Eye)
311( )-05	M5	120	170	10	69	170
311( )-06	M6	155	223	11	90	375
311( )-08	M8	190	280	14	120	575
311( )-10	M10	230	337	17	150	775
311( )-12	M12	303	452	20	200	1100
311( )-16	M16	380	584	21	250	2025

NB: MWL for Hook = 20% of MWL (Eye)

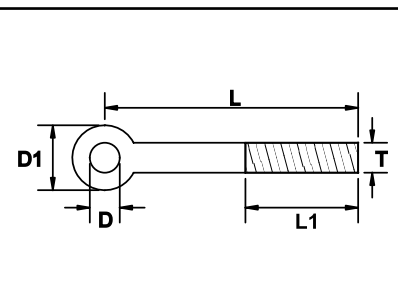
**ALSO AVAILABLE IN "HOOK-HOOK" & "EYE-EYE" CONFIGURATION**

**LAG EYE SCREW AISI 316**

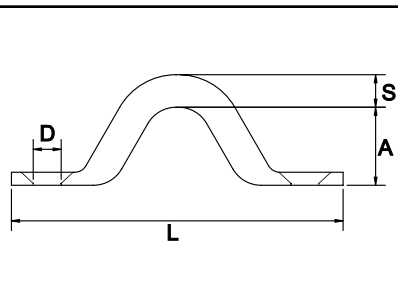
Code	S	L	L1	D	D1
3182-0660	6	72	40	6.2	14
3182-0860	8	77	40	8.4	18
3182-1080	10	100	55	10.5	20
3182-1210	12	120	65	12.5	25

**METRIC EYE BOLT AISI 316 DIN444**

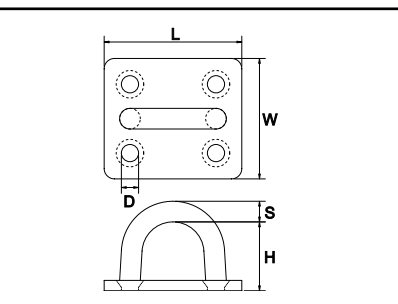
Code	T	L	L1	D	D1
444-635	M6	35	19	6	14
444-655	M6	55	19	6	14
444-680	M6	80	19	6	14
444-880	M8	80	23	8	18
444-8100	M8	100	23	8	18
444-8140	M8	140	23	8	18
444-10120	M10	120	28	10	20
444-10150	M10	150	28	10	20
444-12200	M12	200	33	12	25

**SADDLE (EYE STRAP) AISI 304**

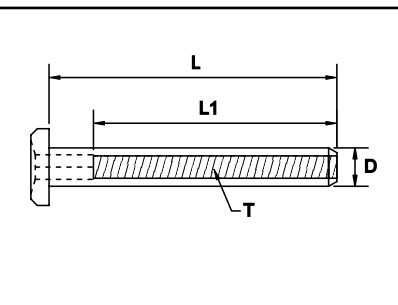
Code	S	A	D	L	L1
322-04	4	12	3.3	40	33
322-05	5	13	4.2	50	42
322-06	6	15	5.2	60	52
322-08	8	17	6	64	51

**PAD EYE AISI 304**

Code	S	L	W	H	D	MWL
321-06	6	40	34	20	4.4	250
321-08	8	50	39	23	5.7	400

**ALLEN KEY HEAD TENSIONER AISI 304**

Code	T	L	L1	D
HTEN-6	M6	40	30	8

**TIMBER THREADED INSERT**

Code	Rope Ø	Length	Internal Thread	External Timber Thread
AWTIM6RH	3.2	32mm	RH M6	RH 8mm
AWTIM6LH	3.2	32mm	LH M6	LH 8mm

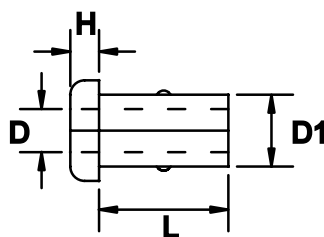


## NYLON GROMMET SPLIT

Code	Rope Ø	H	D	D1	L	Colour
106874FB	3.2 - 5.0	2.5	6.2	8.5	10	Black
106874FC	3.2 - 5.0	2.5	6.2	8.5	10	Clear
106874FS	3.2 - 5.0	2.5	6.2	8.5	10	Silver


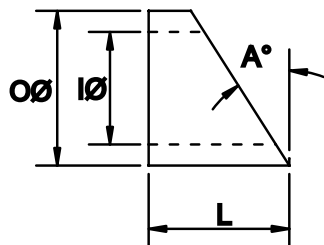
## NEW "SNUB" GROMMET

Code	Rope Ø	H	D	D1	L	Colour
AW2034	3.2	2.3	3.5	9.1	8.5	Black



## 35° BEVELLED WASHER CHROME PLATED

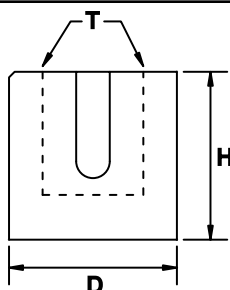
Code	L	IØ	OØ	A
5351-06	9.5	6.3	11	35°
5351-08	9.5	8.1	11	35°



## CROSS CONNECTOR AISI 304

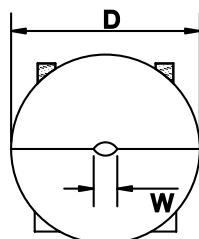
Code	Rope Ø	D	H	T
266-032	3.2	18.0	19	M10
266-04	4.0	18.0	19	M10

**FULLY THREADED CROSS  
CONNECTOR FOR BOLTING TO  
WALLS AND FLAT SURFACES.**



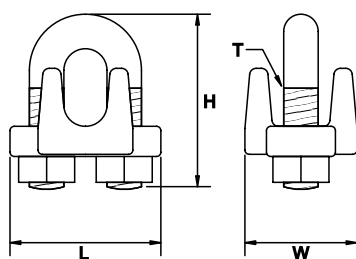
## WIRE ROPE STOP AISI 304

Code	Rope Ø	D	W
6503	3.2	18.0	3
6504	4.0	18.0	4



## WIRE ROPE GRIP AISI 316

Code	Rope Ø	T	L	W	H
260-03	3 - 4	M4	23	12	25
260-05	5	M6	26	15	30
260-06	6	M8	32	18	38
260-08	8	M8	34	20	38
260-10	10	M10	40	22	50
260-13	13	M11	48	25	61
260-16	16	M12	56	29	71
260-20	20	M16	60	31	76
260-22	22	M16	70	37	91
260-25	25	M16	76	42	101



## SUSPENSION BARREL

SB16 - Suits 1.6mm Wire Rope

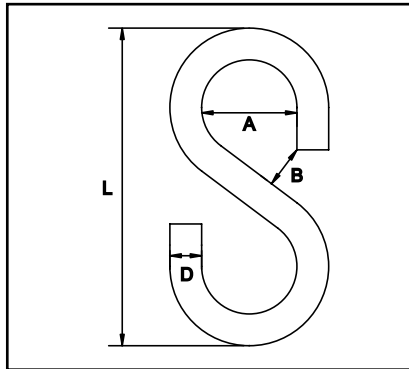
Perfect for hanging light fittings,  
signage etc.



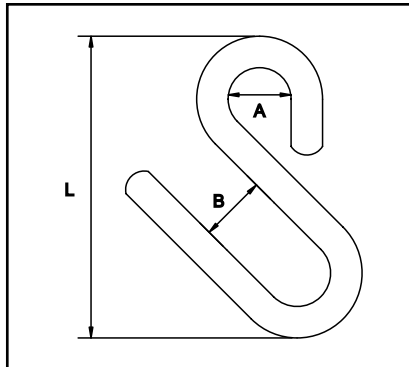


**"S" HOOK AISI 304**

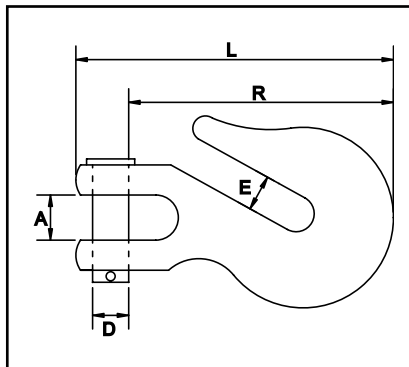
Code	D	L	A	B	MWL
800-03	3	30	9	4	6.25
800-04	4	40	12	6	12.8
800-05	5	50	15	8	30
800-06	6	60	18	9	38
800-08	8	82	24	12	62.5

**ASSYMETRIC "S" HOOK AISI 304**

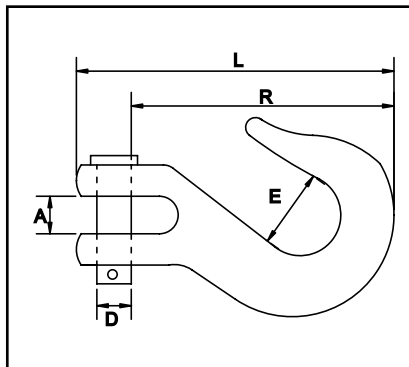
Code	D	L	A	B	MWL
866-05	5	50	9	8.5	38
866-06	6	50	12	11	50
866-08	8	75	16	15	100
866-09	9	85	18	17	163

**CLEVIS PIN GRAB HOOK AISI 316**

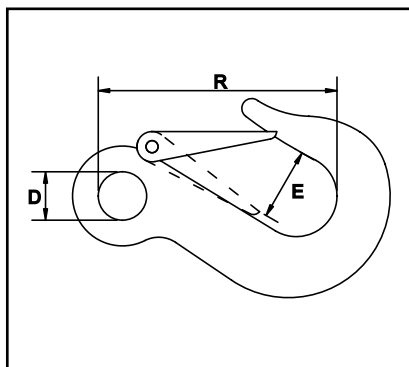
Code	D	L	R	A	E	MWL
330-06	9	80	45	10	9	525
330-08	11	95	55	12	11	775
330-10	12	106	61	15	12	1000
330-13	16	140	80	16	16	1838

**CLEVIS PIN SLIP HOOK AISI 316**

Code	D	L	R	A	E	MWL
331-06	9	100	65	11	22	500
331-08	11	112	70	12	23	775
331-10	12	118	83	15	30	1000
331-13	16	143	112	17	35	1400

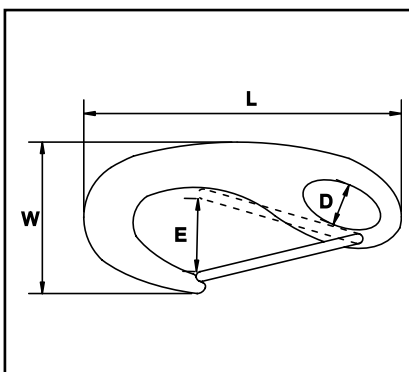
**EYE SLIP HOOK W/SAFETY CATCH AISI 316**

Code	D	L	R	E	MWL
325-06	13	90	63	15	375
325-08	16	105	73	21	725
325-10	18	122	84	25	800
325-13	23	160	111	27	1350

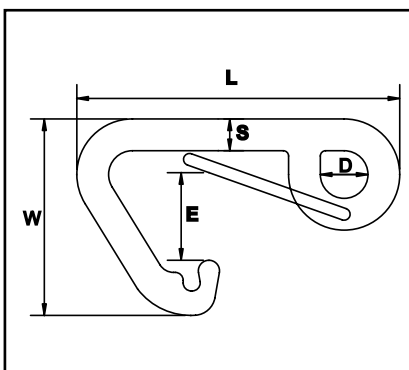


**CAST SNAP HOOK AISI 316**

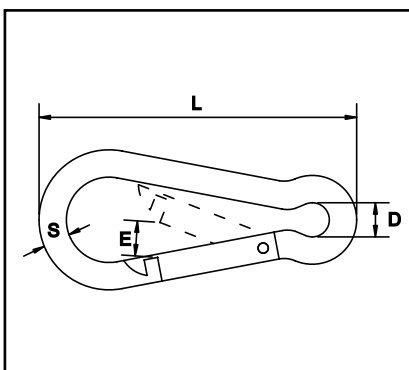
Code	D	L	W	E	MWL
2470-05	6	50	23	10	55
2470-07	10	70	30	12	88
2470-10	14	100	46	20	225

**ASSYMETRIC SPRING HOOK AISI 316**

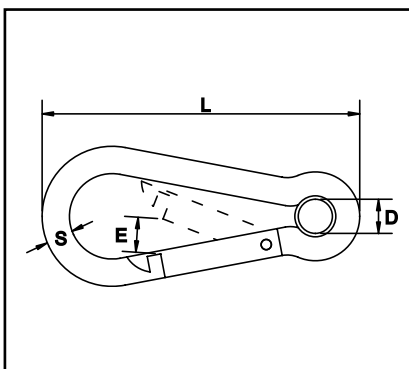
Code	S	D	L	W	E	MWL
2430-06	6	7	61	35	10	188
2430-08	8	11	81	48	13	438
2430-10	10	13	102	58	15	563
2430-12	12	18	122	70	21	913

**SPRING HOOK AISI 316**

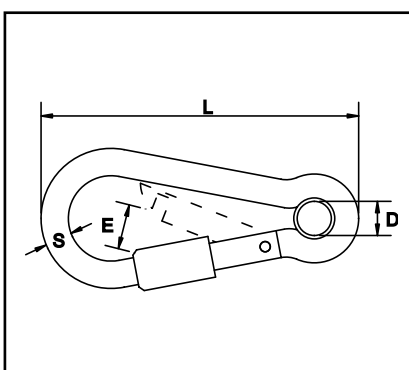
Code	S	L	E	D	MWL
2450X-05	5	50	7	8	142
2450X-06	6	60	9	10	167
2450X-08	8	77	11	12	217
2450X-10	10	100	14	16	287

**SPRING HOOK W/EYELET AISI 316**

Code	S	L	E	D	MWL
2450-05	5	50	7	8	142
2450-06	6	60	9	10	167
2450-08	8	77	11	12	217
2450-10	10	100	14	16	287

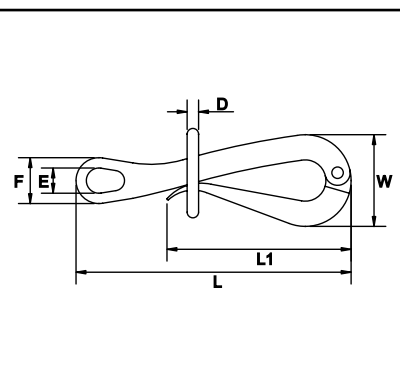
**SPRING HOOK W/EYELET & NUT AISI 316**

Code	S	L	E	D	MWL
2450NX-08	8	77	11	11.5	220
2450NX-10	10	100	14	14	290

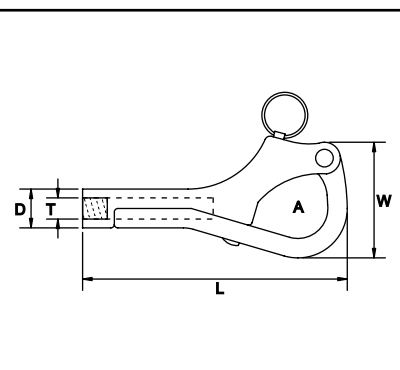


**PELICAN HOOK AISI 316**

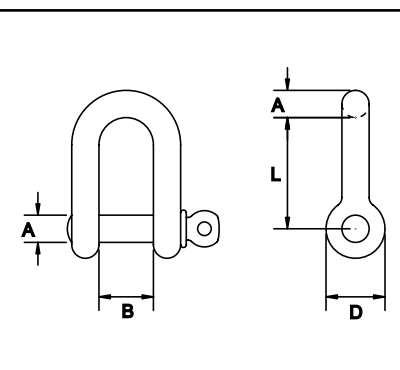
Code	L	L1	W	E	F	D
890-100	100	75	40	10	20	5
890-150	150	110	48	13	25	7

**PELICAN HOOK With Internal Thread AISI 3**

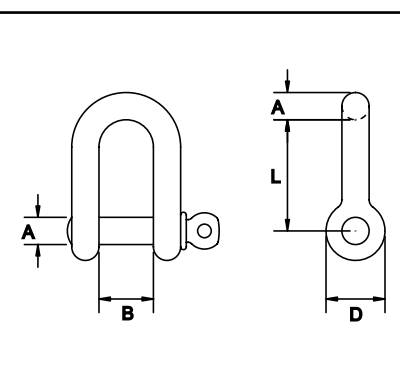
Code	L	W	A	D	T
2831-06	76	28	13	11	M6
2831-08	100	36	15	13	M8

**STANDARD DEE SHACKLE AISI 316**

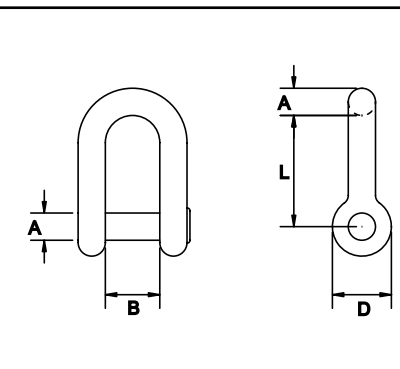
Code	A	B	L	D	MWL
360-04	4	8.5	18	8.3	138
360-05	5	11	22	10.5	250
360-06	6	14	24	12	425
360-08	8	17	32	16	625
360-10	10	20	40	19	1025
360-12	12	24	48	23	1350
360-16	16	31	56	29	2200
360-19	19	35	74	37	2500
360-22	22	39	85	43	
360-24	24	47	97	48	

**DEE SHACKLE With Captive Pin AISI 316**

Code	A	B	L	D	MWL
360LK-06	6	12	24	12	425
360LK-08	8	16	32	15	625
360LK-10	10	20	40	19	1025

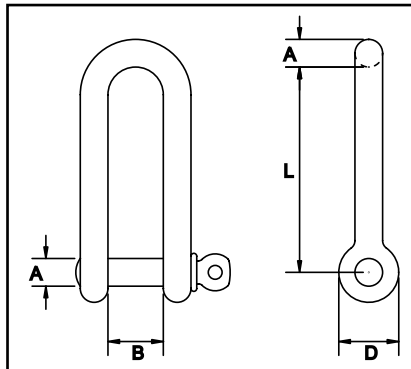
**DEE SHACKLE Sink Pin Slotted Head AISI 31**

Code	A	B	L	D	MWL
360C-06	6	12	24	12	425
360C-08	8	16	32	15	625
360C-10	10	20	40	19	1025
360C-12	12	24	48	23	1350

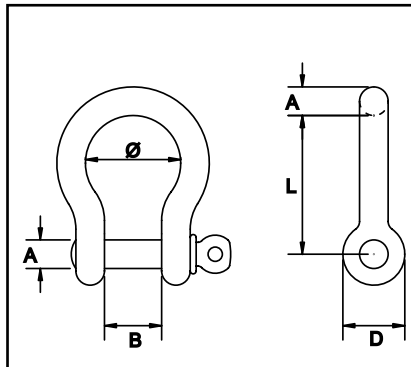


**LONG DEE SHACKLE AISI 316**

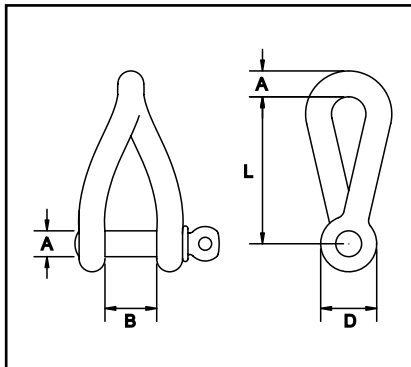
Code	A	B	L	D	MWL
362-05	5	10	39	11	250
362-06	6	12	47	12	450
362-08	8	16	62	15	688
362-10	10	20	77	20	813

**BOW SHACKLE AISI 316**

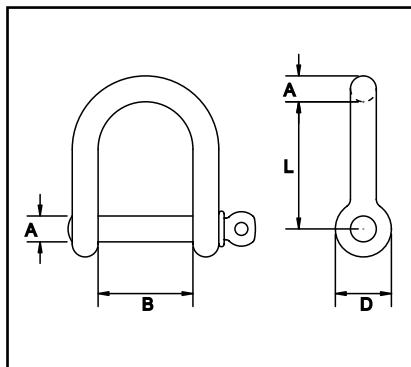
Code	A	B	L	D	Ø	MWL
370-06	6	12	27	12	18	425
370-08	8	16	36	16	24	625
370-10	10	20	45	20	30	1075
370-12	12	25	54	24	36	1550

**TWISTED SHACKLE AISI 316**

Code	A	B	L	D	MWL
380-06	6	12	40	12	400
380-08	8	16	46	16	700
380-10	10	20	60	20	1150
380-12	12	25	74	24	1500

**WIDE MOUTH SHACKLE AISI 316**

Code	A	B	L	D	MWL
360W-06	6	27	30	12	400
360W-08	8	29	35	16	700
360W-10	10	41	60	20	1150
360W-12	12	48	72	28	1500



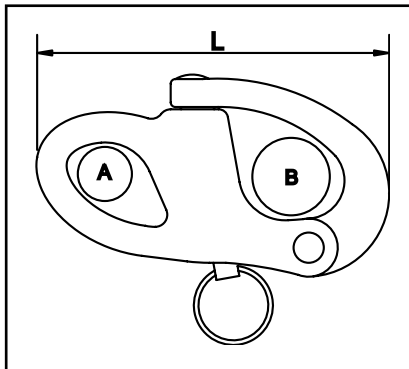
**DURABLE AND  
VERSATILE  
STAINLESS STEEL  
SHACKLES TO SUIT  
ANY APPLICATION.**



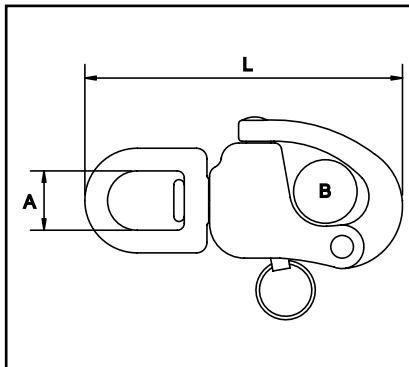


**FIXED EYE SNAP SHACKLE AISI 316**

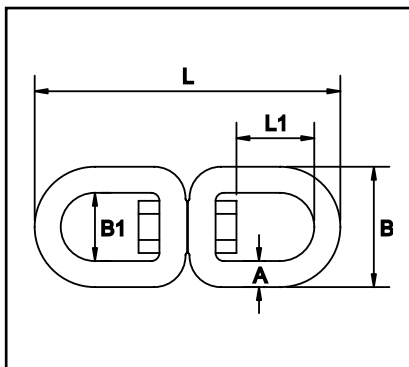
Code	A	B	L	MWL
2481-01	9	12	52	275
2481-02	12	16	66	500
2481-03	16	22	96	875

**SWIVEL EYE SNAP SHACKLE AISI 316**

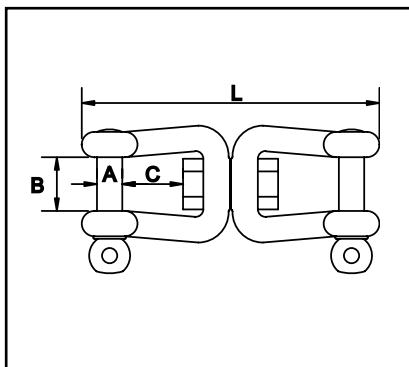
Code	A	B	L	MWL
2482-01	12	12	70	275
2482-02	16	16	87	500
2482-03	22	22	120	875

**SWIVEL EYE + EYE AISI 316**


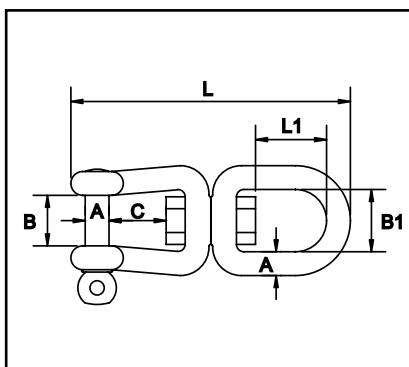
Code	A	L	L1	B	B1	MWL
018-06EE	6	65	15	26	15	300
018-08EE	8	90	22	35	20	475
018-10EE	10	115	27	44	24	875
018-13EE	13	154	28	48	25	1250

**SWIVEL JAW + JAW AISI 316**

Code	A	B	C	L	MWL
018-06EE	6	12	11	66	300
018-08EE	8	16	16	94	475
018-10EE	10	20	22	118	875
018-13EE	13	26	28	152	1250

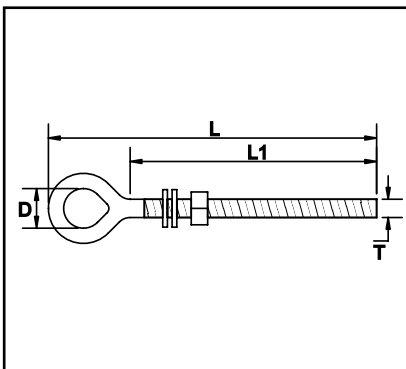
**SWIVEL JAW + EYE AISI 316**

Code	A	B	B1	C	L	L1	MWL
018-06EJ	6	12	15	11	66	15	300
018-08EJ	8	16	20	16	94	22	475
018-10EJ	10	20	24	22	118	27	875
018-13EJ	13	26	32	28	152	28	1250

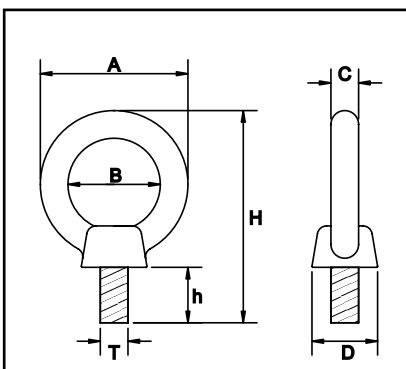


**LONG EYE BOLT With Nut & Washers AISI 304**

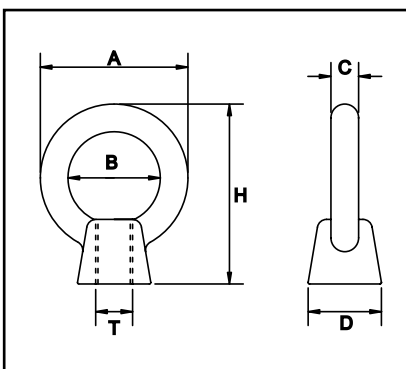
Code	T	D	L	L1	MWL
3191-640	6	16	70	40	250
3191-660	6	16	89	60	250
3191-680	6	16	109	80	250
3191-880	8	17	110	80	450
3191-810	8	17	138	100	450
3191-1012	10	22	165	120	600
3191-1212	12	25	172	120	875

**EYE BOLT With Collar AISI 316**

Code	T	A	B	D	H	H	MWL
580-06	M6	26	16	12	40	13	275
580-08	M8	36	20	19	50	13	450
580-10	M10	45	25	25	63	17	675
580-12	M12	54	30	30	73	21	850
580-16	M16	63	35	36	91	28	2000
580-20	M20	72	40	40	107	31	2625
580-24	M24	90	50	52	122	41	3000

**EYE NUT W/COLLAR AISI 316**

Code	T	A	B	D	H	MWL
3061-06	M6	26	16	12	28	275
3061-08	M8	36	20	19	36	450
3061-10	M10	45	25	25	45	675
3061-12	M12	54	30	30	53	850
3061-16	M16	63	35	36	62	2000
3061-20	M20	72	40	40	71	2625
3061-24	M24	90	50	52	90	3000

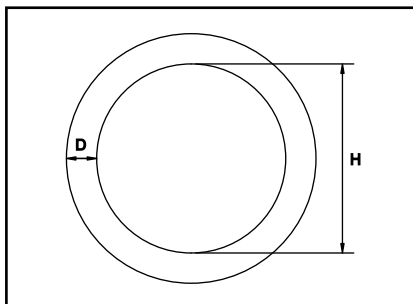


***Stainless Steel  
Eye Bolts  
and  
Eye Nuts  
for Shade Sails,  
Balustrading,  
or any project.***

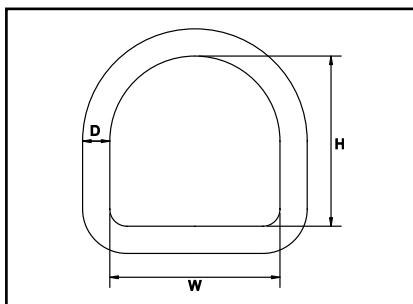


**ROUND WELDED RING AISI 304**

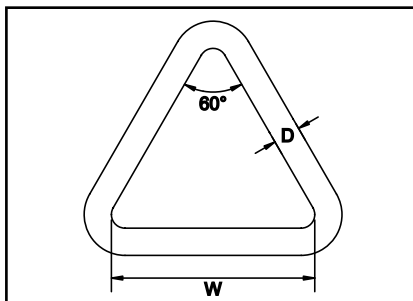
Code	D	H	MWL
1717-425	4	25	250
1717-530	5	30	500
1717-640	6	40	675
1717-650	6	50	675
1717-855	8	55	1250
1717-875	8	75	1250
1717-1075	10	75	2125

**DEE WELDED RING AISI 304**

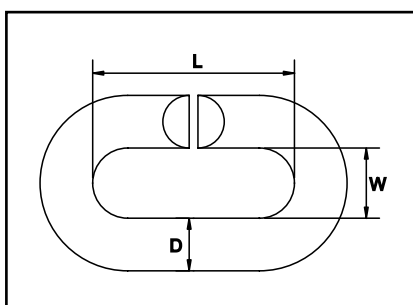
Code	D	H	W	MWL
325-425	4	22	25	200
325-640	6	35	40	450
325-650	6	45	50	450
325-850	8	45	50	700

**TRIANGULAR WELDED RING AISI 304**

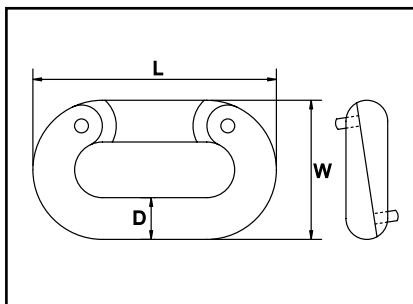
Code	D	H	W	MWL
325T-650	6	45	50	500
325T-850	8	45	50	700

**"C" LINK AISI 316**

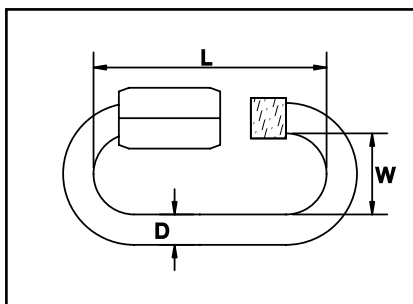
Code	D	W	L
10C-06	6	8	22
10C-08	8	10	30
10C-10	10	16	50
10C-12	12	18	65
10C-16	16	21	72
10C-19	19	24	80

**CHAIN CONNECTING LINK AISI 316**

Code	D	W	L
661-08	8	28	40
661-10	10	34	48
661-11	11	38	55
661-13	13	42	62

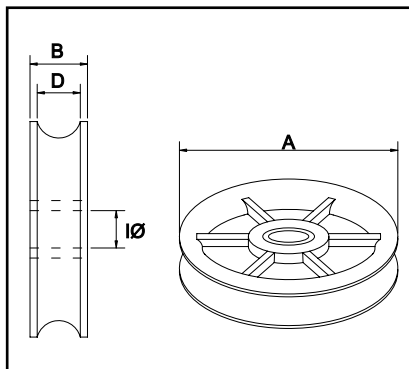
**QUICK LINK AISI 316**

Code	D	L	W	MWL
7350-04	4	40	12	225
7350-05	5	49	13	300
7350-06	6	57	14	400
7350-08	8	76	18	700
7350-10	10	89	22	1050

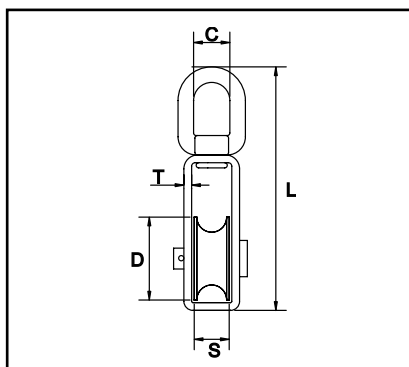


**SHEAVE With Brass Bushing AISI 316**

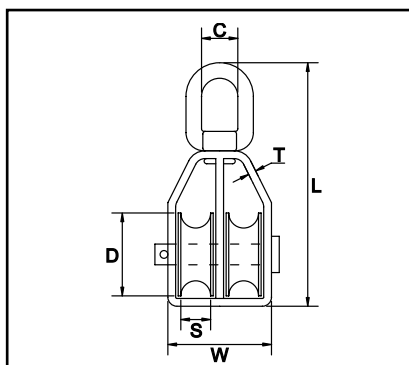
Code	A	B	IØ	D
3130-50	50	19	10.6	15
3130-75	75	20	13.6	16
3130-100	100	26	17.3	18
3130-125	125	27	17.6	20

**SINGLE SHEAVE SS PULLEY AISI 316**


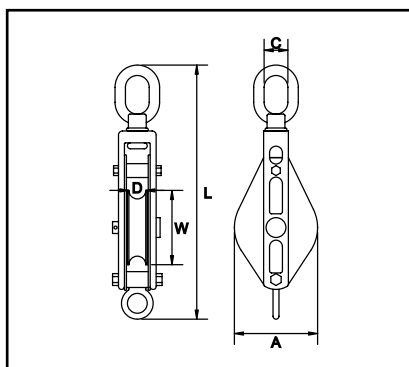
Code	D	S	T	C	L	MWL
3141-32S	32	15	2	17	104	450
3141-50S	50	20	2.5	19	143	875

**DOUBLE SHEAVE SS PULLEY AISI 316**

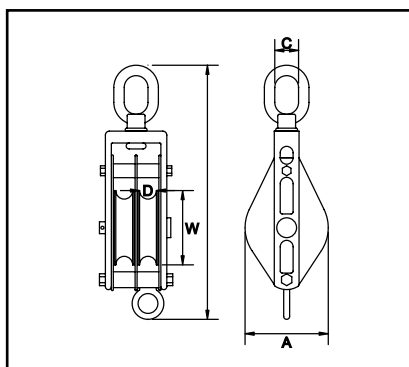
Code	D	W	S	T	C	L	MWL
3141-32D	32	42	15	2	17	104	375
3141-50D	50	54	20	2.5	19	143	625

**SINGLE SHEAVE TRAWL BLOCK AISI 316**

Code	W	D	A	C	L	MWL
210-75E	75	16	80	25	256	1125
210-100E	100	19	110	25	315	1625

**DOUBLE SHEAVE TRAWL BLOCK AISI 316**

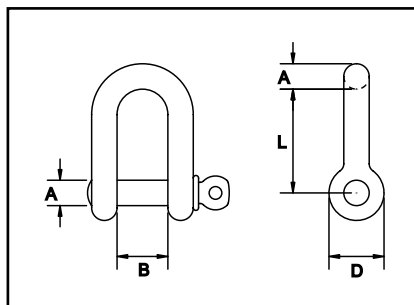
Code	W	D	A	C	L	MWL
210-75ED	75	16	80	25	256	1125
210-100ED	100	19	110	25	315	1625





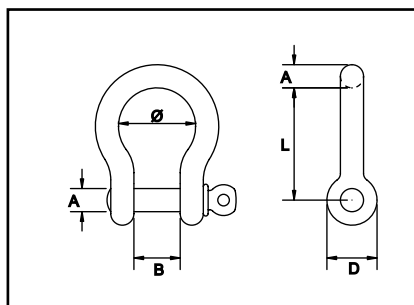
## COMMERCIAL DEE SHACKLE HOT DIP GALVANISED

Code	A	B	L	D	
200305	5.0	11	22	10	Up to 8mm has Electroplated Pin
200306	6.0	12	28	11	
200308	8.0	16	35	15	
200310	10.0	19	43	20	
200311	11.0	22	48	21	
200312	12.0	24	52	23	
200316	16	32	70	32	
200320	20	37	84	37	
200322	22	44	93	45	
200325	25	50	110	50	



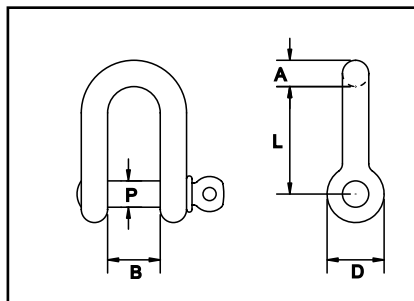
## COMMERCIAL BOW SHACKLE HOT DIP GALVANISED

Code	A	B	L	D	Ø	
205305	5.0	11	22	10	15	Up to 8mm has Electroplated Pin
205306	6.0	12	28	11	18	
205308	8.0	16	35	17	22	
205310	10.0	21	46	20	30	
205311	11.0	22	48	21	32	
205312	12.0	25	54	24	35	
205316	16	32	70	32	46	
205320	20	37	92	38	58	
205322	22	45	101	46	63	
205325	25	50	123	57	82	



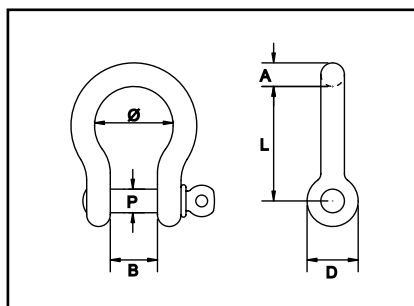
## YELLOW SCREW PIN DEE SHACKLE GRADE 'S' AS2471

Code	A	P	B	L	D	MWL
241306	6.0	8	13	26	17	500
241308	8.0	10	14	31	22	750
241310	10.0	11	17	37	25	1000
241311	11.0	13	19	43	28	1500
241313	13.0	16	21	49	32	2000
241316	16.0	19	26	60	41	3250
241319	19	22	32	71	49	4750
241322	22	25	37	83	56	6500
241325	25	29	42	92	60	8500
241329	29	32	45	105	65	9500
241332	32	35	51	117	77	12000



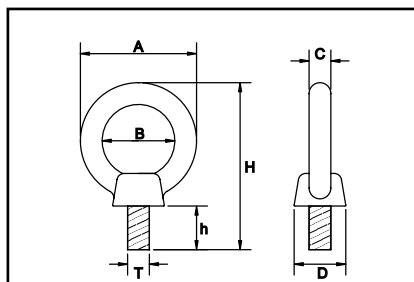
## YELLOW SCREW PIN BOW SHACKLE GRADE 'S' AS2471

Code	A	P	B	Ø	L	D	MWL
242306	6.0	8	13	20	32	17	500
242308	8.0	10	14	21	35	22	750
242310	10.0	11	17	26	36	25	1000
242311	11.0	13	19	29	48	28	1500
242313	13.0	16	21	33	55	32	2000
242316	16.0	19	26	42	70	41	3250
242319	19	22	32	50	82	49	4750
242322	22	25	37	58	95	56	6500
242325	25	29	42	68	103	60	8500
242329	29	32	45	73	122	65	9500
242332	32	35	51	80	137	77	12000



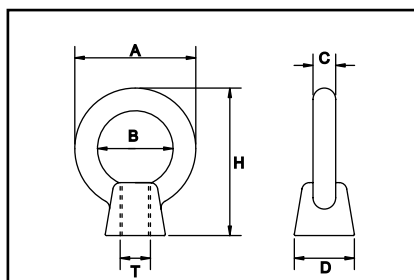
## EYE BOLT With Collar DIN580

Code	T	A	B	C	D	H	h	MWL
359106	M6	36	20	8	20	50	13	140
359108	M8	36	20	8	20	50	13	140
359110	M10	45	25	10	25	62	17	230
359112	M12	54	30	12	30	74	21	340
359116	M16	63	36	15	36	91	27	700
359120	M20	72	40	17	40	101	31	1200
359124	M24	90	49	20	49	125	35	1800



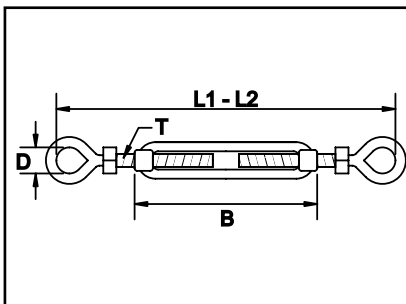
## EYE NUT W/COLLAR DIN580

Code	T	A	B	C	D	H	MWL
359206	M6	36	20	8	20	36	140
359208	M8	36	20	8	20	36	140
359210	M10	45	25	10	25	45	230
359212	M12	54	30	12	30	54	340
359216	M16	63	36	15	36	62	700
359220	M20	72	40	17	40	74	1200
359224	M24	90	49	20	49	90	1800



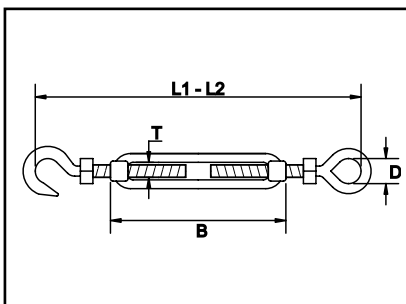
## TURNBUCKLE EYE - EYE HOT DIP GALVANISE

Code	T	D	B	L1	L2
324206	M6	11	96	150	220
324208	M8	14	120	180	260
324210	M10	18	145	230	380
324213	M12	19	200	275	425
324216	M16	24	250	360	535
324220	M20	26	300	440	630



## TURNBUCKLE HOOK - EYE HOT DIP GALVAN

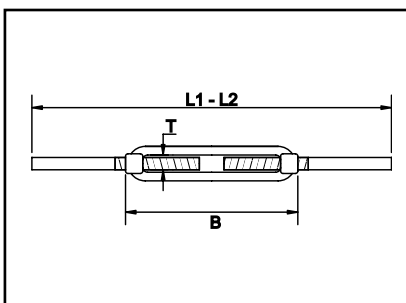
Code	T	D	B	L1	L2
323206	M6	11	96	150	220
323208	M8	14	120	180	260
323210	M10	18	145	230	380
323213	M12	19	200	275	425
323216	M16	24	250	360	535
323220	M20	26	300	440	630



## TURNBUCKLE STUB - STUB

Body Hot Dip Galvanised, Stubs Self Colour

Code	T	B	L1	L2
325008	M8	123	208	300
325010	M10	145	260	362
325013	M12	200	310	450
325016	M16	252	370	542
325020	M20	295	460	650

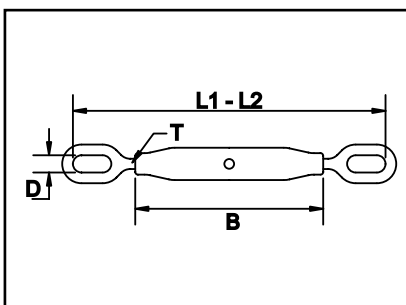


## RIGGING SCREW EYE - EYE

Hot Dip Galvanised

Available in Commercial, L or P Grade

Code	T	D	B	L1	L2	MWL(L)	MWL(P)
RSEE10	M10	11	180	220	360	300	N/A
RSEE12	M12	14	230	330	520	500	1000
RSEE16	M16	17	230	350	530	750	1600
RSEE20	M20	21	230	380	544	1250	2500
RSEE24	M24	26	360	520	720	2500	4000

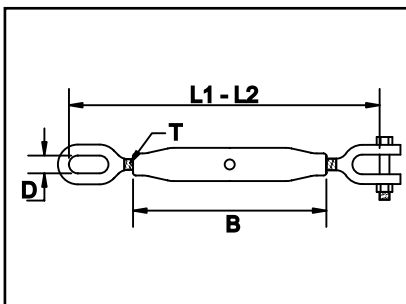


## RIGGING SCREW JAW - EYE

Hot Dip Galvanised

Available in Commercial, L or P Grade

Code	T	D	B	L1	L2	MWL(L)	MWL(P)
RSCE10	M10	11	180	220	360	300	N/A
RSCE12	M12	14	230	330	520	500	1000
RSCE16	M16	17	230	350	530	750	1600
RSCE20	M20	21	230	380	544	1250	2500
RSCE24	M24	26	360	520	720	2500	4000

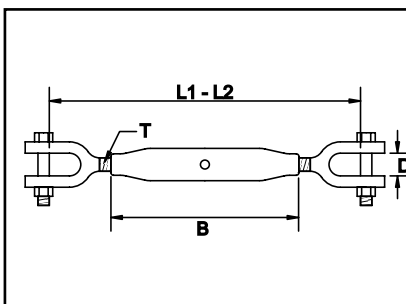


## RIGGING SCREW JAW - JAW

Hot Dip Galvanised

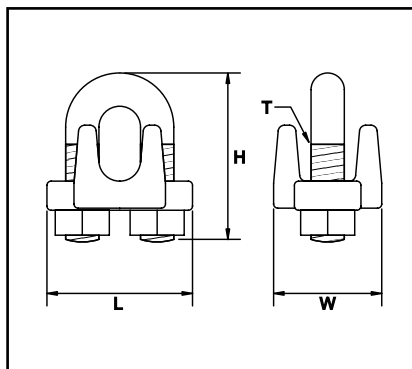
Available in Commercial, L or P Grade

Code	T	D	B	L1	L2	MWL(L)	MWL(P)
RSCC10	M10	14	180	260	350	300	N/A
RSCC12	M12	14	230	330	540	500	1000
RSCC16	M16	19	230	350	546	750	1600
RSCC20	M20	22	230	390	560	1250	2500
RSCC24	M24	28	360	540	730	2500	4000



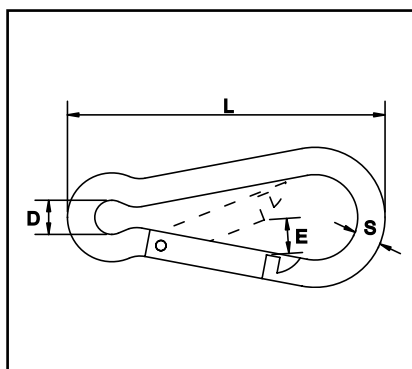
## WIRE ROPE GRIP GALVANISED

Code	Rope Ø	T	L	W	H
301203	3 - 4	M4	23	12	25
301205	5	M6	26	15	30
301206	6	M8	32	18	38
301208	8	M8	34	20	38
301210	10	M10	40	22	50
301213	13	M11	48	25	61
301216	16	M12	56	29	71
301220	20	M16	60	31	76
301222	22	M16	70	37	91
301225	25	M16	76	42	101



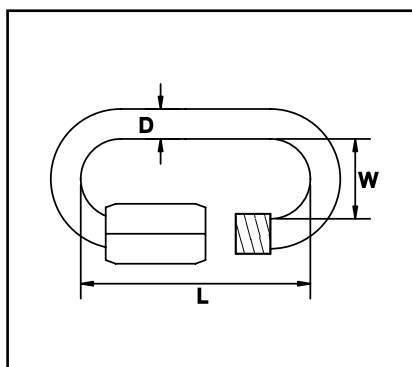
## SPRING HOOK ELECTRO-GALVANISED

Code	S	L	E	D
425204	4.0	40	7	7
425205	5.0	50	7	8
425206	6.0	60	8	9
425208	8.0	80	9	12
425210	10.0	100	11	15



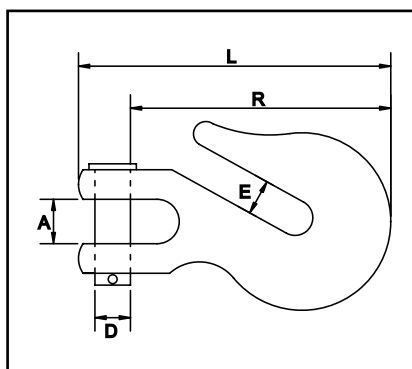
## QUICK LINK ELECTRO-GALVANISED

Code	D	L	W
420604	4.0	39	19
420605	5.0	48	23
420606	6.0	57	26
420608	8.0	76	34
420610	10.0	89	40



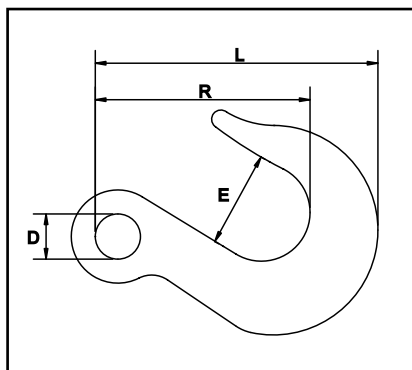
## CLEVIS GRAB HOOK ELECTRO-GALVANISED

Code	D	L	R	A	E	MWL
354006	10.0	83	47	11	9	1620
354008	10.0	98	55	14	11	2430
354010	12.0	112	63	15	13	3375
354013	16.0	140	80	16	16	5737



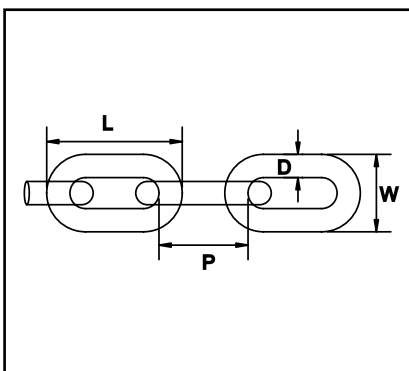
## EYE SLIP HOOK ELECTRO-GALVANISED

Code	D	L	R	E	MWL
356006	13.0	90	63	15	875
356008	16.0	105	73	21	1290
356010	18.0	122	84	25	1800
356013	23.0	160	111	27	2925



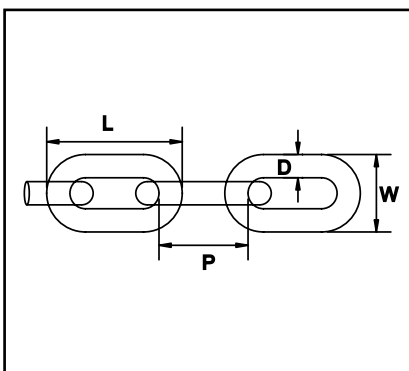
## REGULAR LINK POLISHED CHAIN AISI 316

Code	D	L	W	P	B/S
CSS31603	3.0	26	11	20	762
CSS31604	4.0	28	15	20	1185
CSS31605	5.0	31	18	21	2290
CSS31606	6.0	34	21	22	3075
CSS31608	8.0	40	27.5	24	5950



## SHORT LINK ANCHOR CHAIN AISI 316

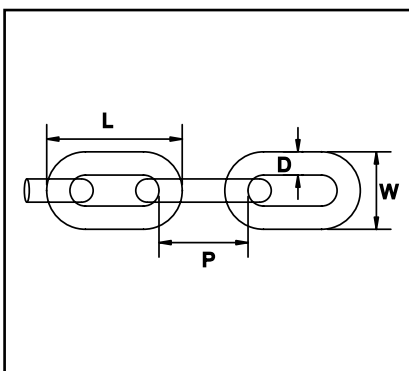
Code	D	L	W	P	B/S
CSS31608SL	8.0	40	27.5	24	5950
CSS31610SL	10.0	49.5	33.5	29.5	8890
CSS31613SL	13.0	63.5	40.6	37.5	12700



## REGULAR LINK MILD STEEL CHAIN

Hot Dip Galvanised

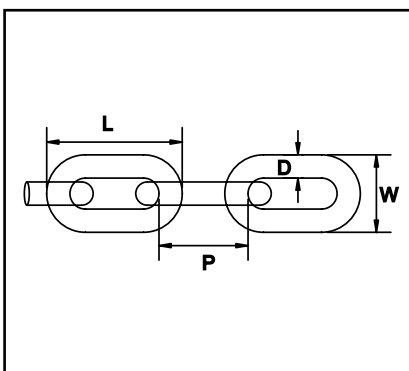
Code	D	L	W	P
100303	3.0	26	11	20
100304	4.0	28	15	20
100305	5.0	31	18	21
100306	6.0	34	21	22
100308	8.0	40	27.5	24
100310	10	58	37	38.5



## SHORT LINK GRADE 'L' CHAIN

Hot Dip Galvanised

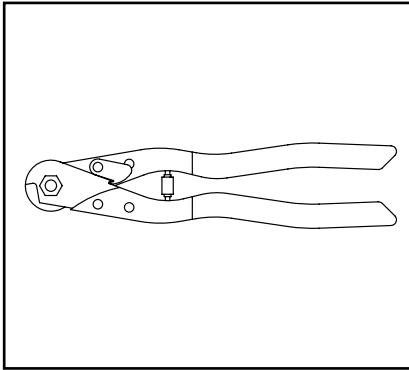
Code	D	L	W	P
143306	6.0	31.5	21.5	18.9
143308	8.0	40	27.5	24
143310	10.0	49.5	33.5	29.5
143313	13.0	63.5	40.6	37.5
143316	16.0	79	54	47



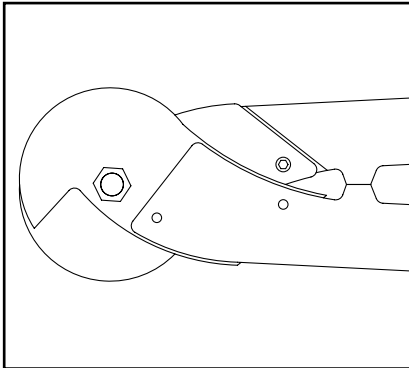


**HAND WIRE ROPE CUTTER**

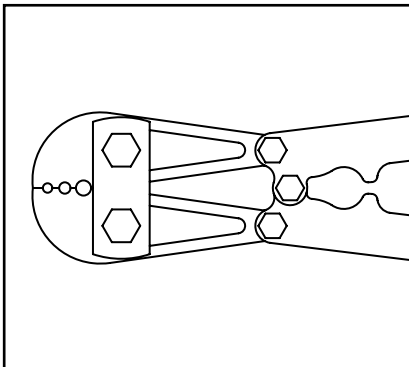
Code	Wire Rope Ø	
HITHWC06	6mm	
AWC04	4mm	(economy)

**HEAVY DUTY WIRE ROPE CUTTER**

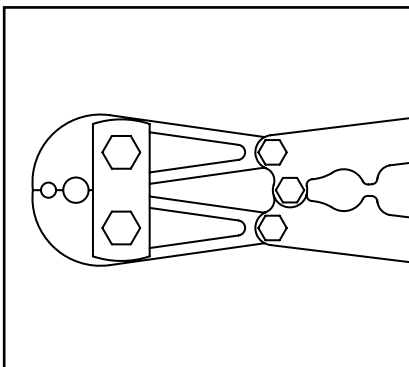
Code	Length	Weight	Wire Rope Ø
HITHWC09	335mm	0.71kg	9mm
HITHWC12	520mm	1.50kg	12mm
HITHWC16	650mm	2.50kg	16mm

**HAND SWAGING TOOL - Small**

Code	Swage/Ferrule	Arm Length
731.0	1.0, 1.5, 2.0, 2.5	300

**HAND SWAGING TOOL**

Code	Swage/Ferrule	Arm Length
763.0	2.0, 2.5, 3.0	600
774.0	3.0, 4.0	750
775.0	4.0, 5.0	750
776.0	6.0	750
777	7.0	750
778	8.0	750
799	10.0	900



Cutters and hand swaging tools are available for hire.

For terminal swaging, our portable hydraulic press kits are also available for hire.

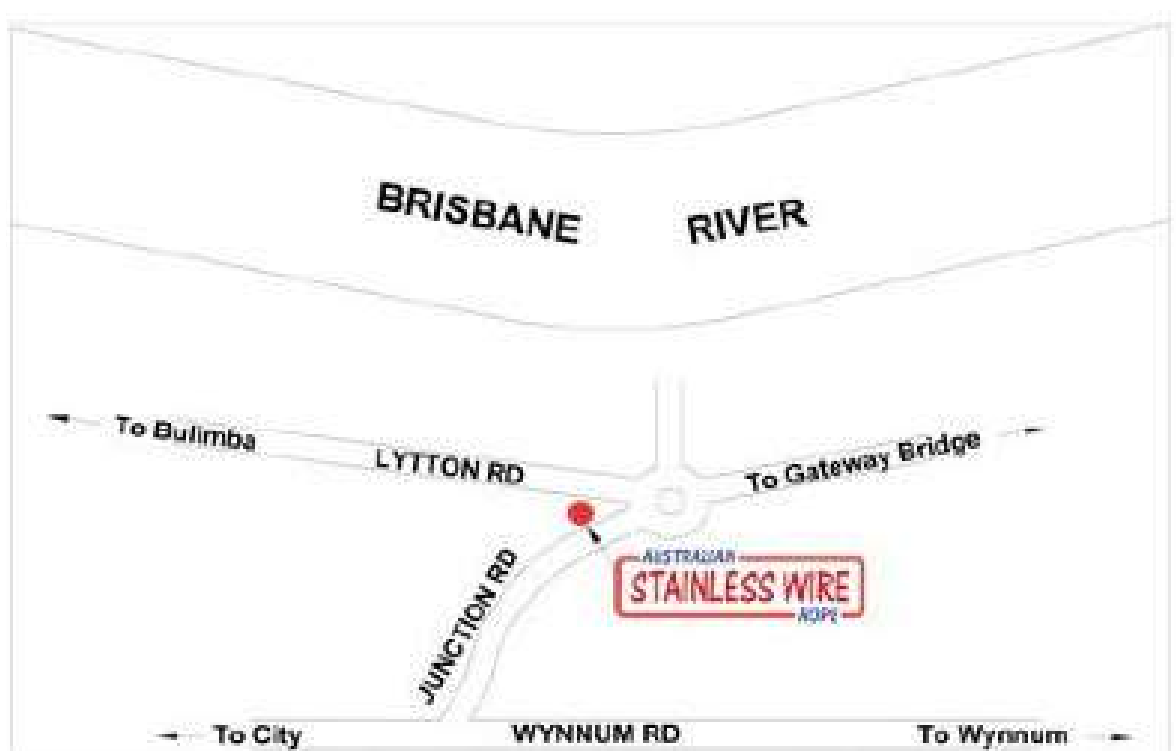


*Our extensive range of quality products allows you to design and build  
the feature or application of your desire.  
The only limit is your imagination.*





Conveniently Located 1 minute from  
the Gateway Bridge and 10 minutes  
from the CBD.



Unit 8/525 Lytton Road  
Morningside, QLD 4170

(07) 3899 1766





Unit 8/525 Lytton Rd  
Morningside QLD 4170

**AUSTWIRE**

PH: 07 3899 1766  
[www.austwire.com.au](http://www.austwire.com.au)